# Optimisation and Robustness of Cellular Neural Networks

Palestra para o DCA/UFRN
base de sistemas inteligentes

Samuel Xavier de Souza

Katholieke Universiteit Leuven
Departement Elektrotechniek (ESAT)
SCD - SISTA

29 julho de 2008

# Outline

1. Introduction
2. Robust CNN Tuning and Learning
3. Coupled Simulated Annealing
4. Applying CSA to CNN Optimisation
5. Conclusions and Challenges for Future Work

# Outline

1. Introduction
   - The potential of Cellular Neural Networks
   - How does a CNN work?
   - Goals of this thesis
2. Robust CNN Tuning and Learning
3. Coupled Simulated Annealing
4. Applying CSA to CNN Optimisation
5. Conclusions and Challenges for Future Work

# CNN as an alternative to classical digital computation

## Cells replication

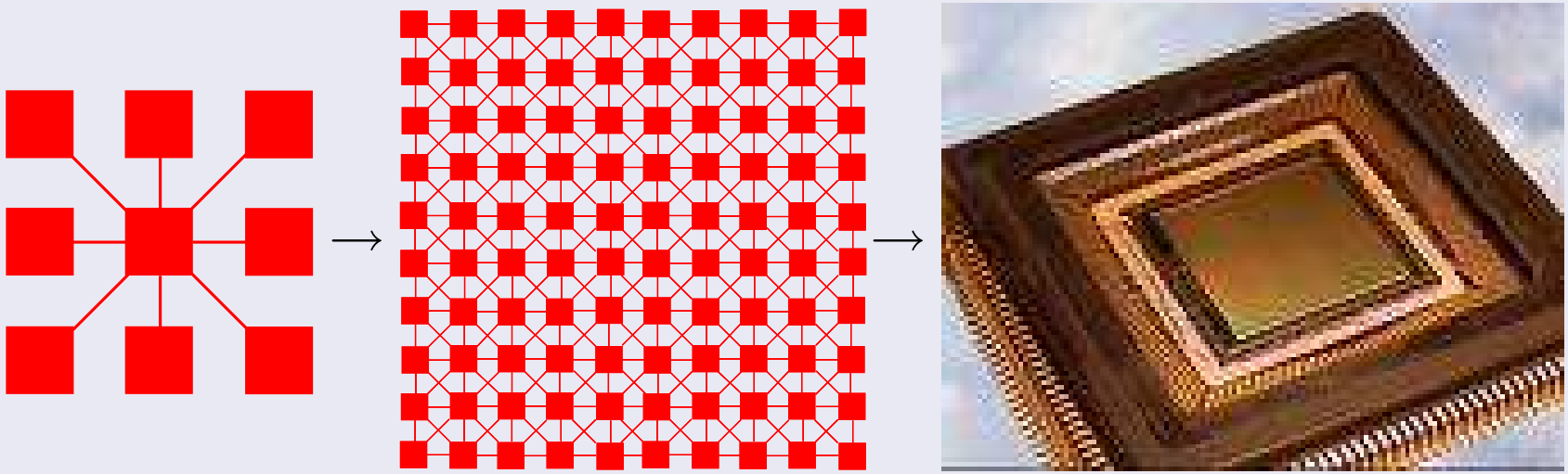

Local connections → Large number of cells → High parallelism

Local connections & analog signals → Low area & Low power

High parallelism → supercomputer power → order of Tera ops.

[Chua and Yang, IEEE TCAS, 1988]

# CNN as an alternative to classical digital computation

## Cells replication

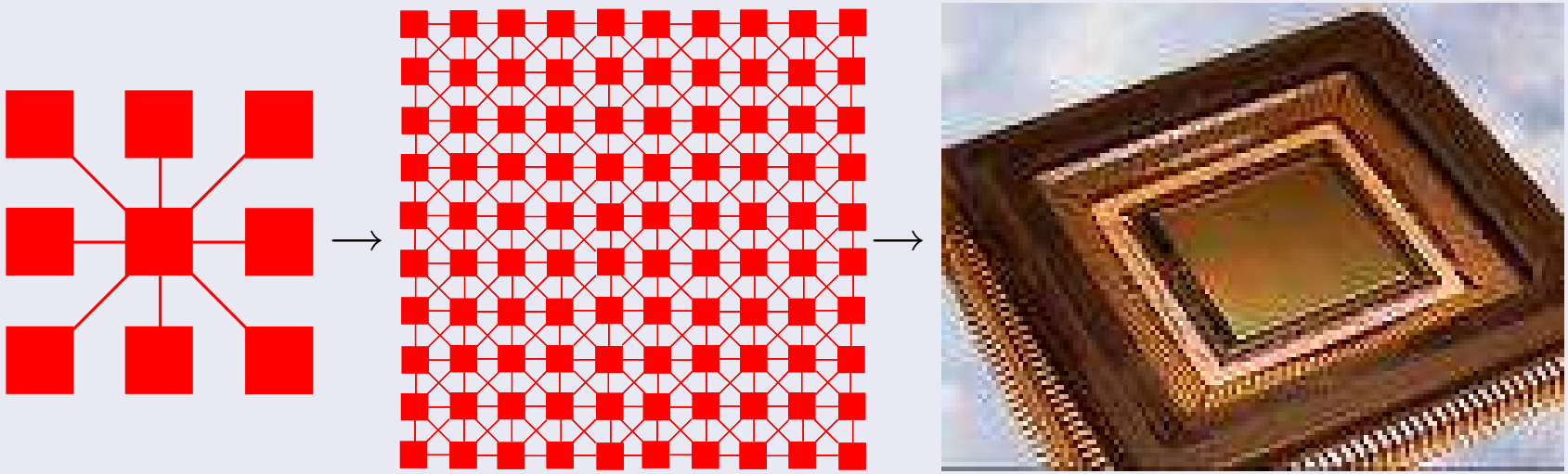

Local connections → Large number of cells → High parallelism
Local connections & analog signals → Low area & Low power
High parallelism → supercomputer power → order of Tera ops.

[Chua and Yang, IEEE TCAS, 1988]

# CNN as an alternative to classical digital computation

## Cells replication

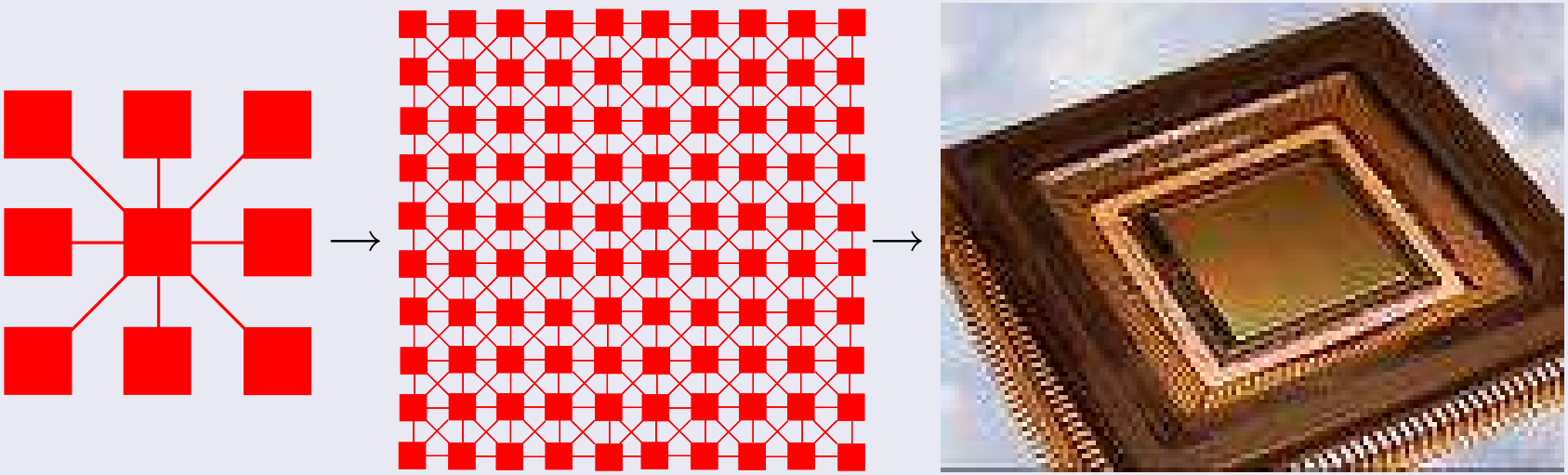

Local connections → Large number of cells → High parallelism
Local connections & analog signals → Low area & Low power
High parallelism → supercomputer power → order of Tera ops.

[Chua and Yang, IEEE TCAS, 1988]

# CNN are very suitable for image processing

## Evolution of CNN chips

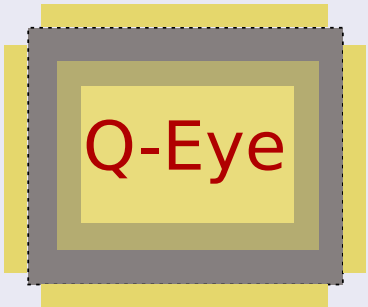


ACE16k





ACE4k



ACE400

## New Q-Eye CNN chip

$176 \times 144$ cells

$> 10,000$ fps

$< 100mW$

- Early vision processing
- Redundant image data $\longrightarrow$ relevant information
- Wide application range:

**Visual applications demanding high throughput speed**

# A wide range of applications

- Ultra-high speed event/fault monitoring in production lines
- Smart security cameras
- Automotive applications such as
  - smart airbag deployment
  - blind spot detection
  - navigation
  - collision detection
- 3D Echocardiogram
- Vision for industrial/domestic robots
- Object tracking
- Eye tracking and gaze estimation
- Visual game/computer interfaces
- Handsfree wheelchair driving, etc.

# A wide range of applications

- Ultra-high speed event/fault monitoring in production lines
- Smart security cameras



- Automotive applications such as
  - smart airbag deployment
  - blind spot detection
  - navigation
  - collision detection
- 3D Echocardiogram
- Vision for industrial/domestic robots
- Object tracking
- Eye tracking and gaze estimation
- Visual game/computer interfaces
- Handsfree wheelchair driving, etc.

# A wide range of applications

- Ultra-high speed event/fault monitoring in production lines
- Smart security cameras
- Automotive applications such as
  - smart airbag deployment
  - blind spot detection
  - navigation
  - collision detection
- 3D Echocardiogram
- Vision for industrial/domestic robots
- Object tracking
- Eye tracking and gaze estimation
- Visual game/computer interfaces
- Handsfree wheelchair driving, etc.







# A wide range of applications

- Ultra-high speed event/fault monitoring in production lines
- Smart security cameras
- Automotive applications such as
  - smart airbag deployment
  - blind spot detection
  - navigation
  - collision detection
- 3D Echocardiogram
- Vision for industrial/domestic robots
- Object tracking
- Eye tracking and gaze estimation
- Visual game/computer interfaces
- Handsfree wheelchair driving, etc.







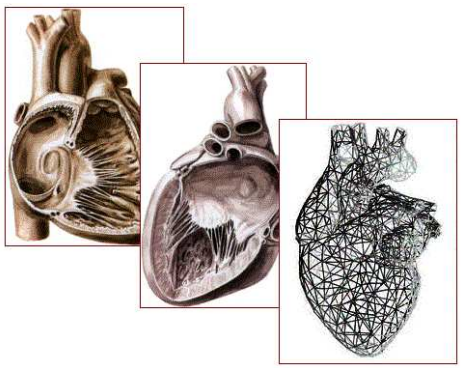

# A wide range of applications

- Ultra-high speed event/fault monitoring in production lines
- Smart security cameras
- Automotive applications such as
  - smart airbag deployment
  - blind spot detection
  - navigation
  - collision detection
- 3D Echocardiogram
- Vision for industrial/domestic robots
- Object tracking
- Eye tracking and gaze estimation
- Visual game/computer interfaces
- Handsfree wheelchair driving, etc.







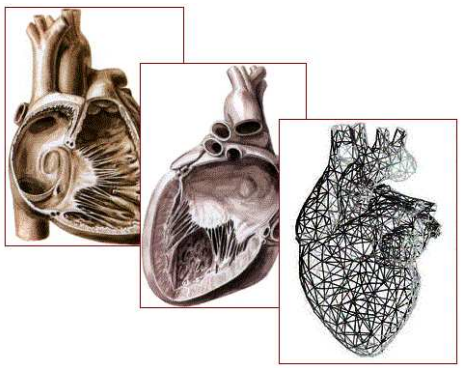

# A wide range of applications

- Ultra-high speed event/fault monitoring in production lines
- Smart security cameras
- Automotive applications such as
  - smart airbag deployment
  - blind spot detection
  - navigation
  - collision detection
- 3D Echocardiogram
- Vision for industrial/domestic robots
- Object tracking
- Eye tracking and gaze estimation
- Visual game/computer interfaces
- Handsfree wheelchair driving, etc.







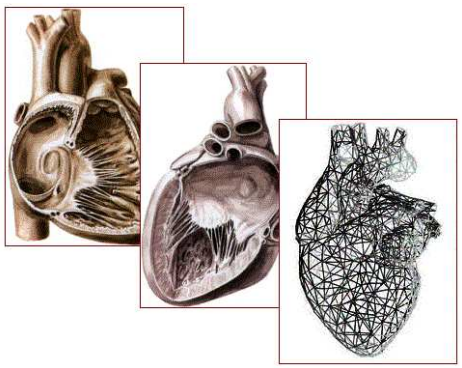

# A wide range of applications

- Ultra-high speed event/fault monitoring in production lines
- Smart security cameras
- Automotive applications such as
  - smart airbag deployment
  - blind spot detection
  - navigation
  - collision detection
- 3D Echocardiogram
- Vision for industrial/domestic robots
- Object tracking
- Eye tracking and gaze estimation
- Visual game/computer interfaces
- Handsfree wheelchair driving, etc.







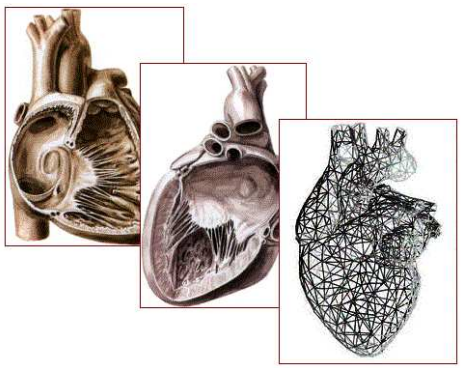

# A wide range of applications

- Ultra-high speed event/fault monitoring in production lines
- Smart security cameras
- Automotive applications such as
  - smart airbag deployment
  - blind spot detection
  - navigation
  - collision detection
- 3D Echocardiogram
- Vision for industrial/domestic robots
- Object tracking
- Eye tracking and gaze estimation
- Visual game/computer interfaces
- Handsfree wheelchair driving, etc.







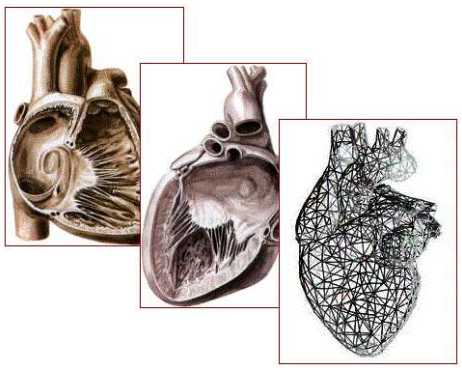

# A wide range of applications

- Ultra-high speed event/fault monitoring in production lines
- Smart security cameras
- Automotive applications such as
  - smart airbag deployment
  - blind spot detection
  - navigation
  - collision detection
- 3D Echocardiogram
- Vision for industrial/domestic robots
- Object tracking
- Eye tracking and gaze estimation
- Visual game/computer interfaces
- Handsfree wheelchair driving, etc.







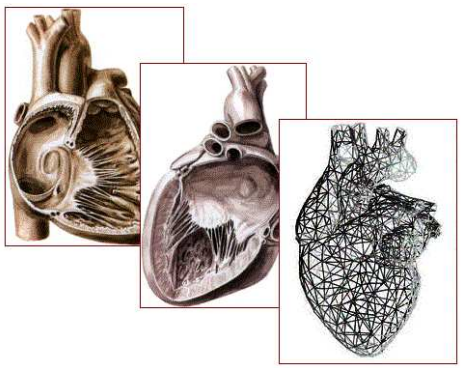

# Outline

1 Introduction
- The potential of Cellular Neural Networks
- How does a CNN work?
- Goals of this thesis

2 Robust CNN Tuning and Learning

3 Coupled Simulated Annealing

4 Applying CSA to CNN Optimisation

5 Conclusions and Challenges for Future Work

# A template controls space-invariant CNNs

## The equation of a cell

$$\frac{dx_{i,j}}{dt} = -x_{i,j} + \sum_{|k,l|\leqslant r} a_{k,l} y_{i-k,j-l} + \sum_{|k,l|\leqslant r} b_{k,l} u_{i-k,j-l} + z, \text{ with } y_{i,j}(t) = f(x_{i,j})$$

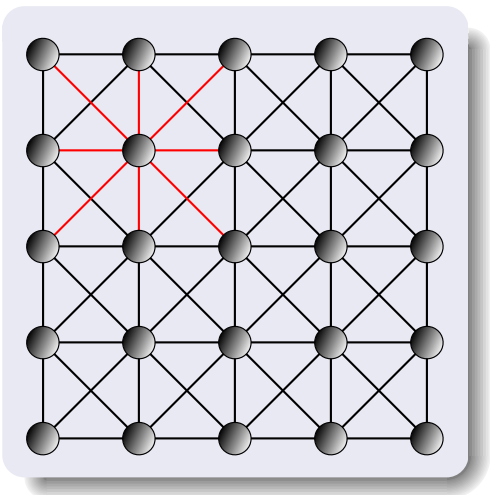

- A template specifies a coupling law
- 19 template values $(9 + 9 + 1)$
- Controls the entire network

**CNN computer**

Template

**Digital computer**

Instruction

## CNN template values

$$A = \begin{bmatrix} a_{-1,-1} & a_{-1,0} & a_{-1,1} \\ a_{0,-1} & a_{0,0} & a_{0,1} \\ a_{1,-1} & a_{1,0} & a_{1,1} \end{bmatrix}, B = \begin{bmatrix} b_{-1,-1} & b_{-1,0} & b_{-1,1} \\ b_{0,-1} & b_{0,0} & b_{0,1} \\ b_{1,-1} & b_{1,0} & b_{1,1} \end{bmatrix}, z$$

# A template controls space-invariant CNNs

## The equation of a cell

$$\frac{dx_{i,j}}{dt} = -x_{i,j} + \sum_{|k,l|\leqslant r} a_{k,l} y_{i-k,j-l} + \sum_{|k,l|\leqslant r} b_{k,l} u_{i-k,j-l} + z, \text{ with } y_{i,j}(t) = f(x_{i,j})$$

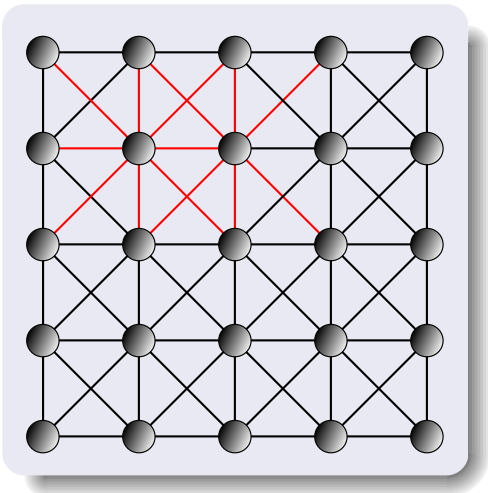

- A template specifies a coupling law
- 19 template values $(9 + 9 + 1)$
- Controls the entire network

**CNN computer**

Template

**Digital computer**

Instruction

## CNN template values

$$A = \begin{bmatrix} a_{-1,-1} & a_{-1,0} & a_{-1,1} \\ a_{0,-1} & a_{0,0} & a_{0,1} \\ a_{1,-1} & a_{1,0} & a_{1,1} \end{bmatrix}, B = \begin{bmatrix} b_{-1,-1} & b_{-1,0} & b_{-1,1} \\ b_{0,-1} & b_{0,0} & b_{0,1} \\ b_{1,-1} & b_{1,0} & b_{1,1} \end{bmatrix}, z$$

# A template controls space-invariant CNNs

## The equation of a cell

$$\frac{dx_{i,j}}{dt} = -x_{i,j} + \sum_{|k,l|\leqslant r} a_{k,l} y_{i-k,j-l} + \sum_{|k,l|\leqslant r} b_{k,l} u_{i-k,j-l} + z, \text{ with } y_{i,j}(t) = f(x_{i,j})$$

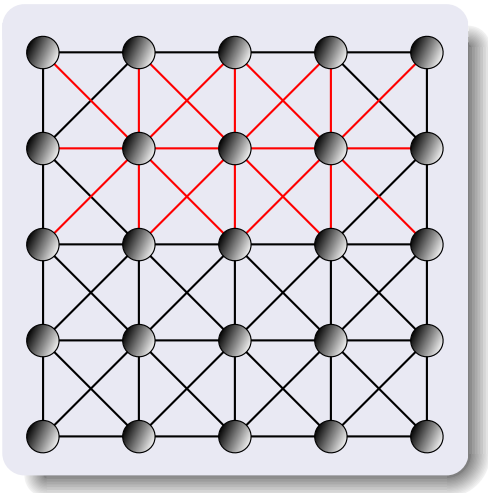

- A template specifies a coupling law
- 19 template values $(9 + 9 + 1)$
- Controls the entire network

**CNN computer**

Template

**Digital computer**

Instruction

## CNN template values

$$A = \begin{bmatrix} a_{-1,-1} & a_{-1,0} & a_{-1,1} \\ a_{0,-1} & a_{0,0} & a_{0,1} \\ a_{1,-1} & a_{1,0} & a_{1,1} \end{bmatrix}, B = \begin{bmatrix} b_{-1,-1} & b_{-1,0} & b_{-1,1} \\ b_{0,-1} & b_{0,0} & b_{0,1} \\ b_{1,-1} & b_{1,0} & b_{1,1} \end{bmatrix}, z$$

# A template controls space-invariant CNNs

## The equation of a cell

$$\frac{dx_{i,j}}{dt} = -x_{i,j} + \sum_{|k,l|\leqslant r} a_{k,l} y_{i-k,j-l} + \sum_{|k,l|\leqslant r} b_{k,l} u_{i-k,j-l} + z, \text{ with } y_{i,j}(t) = f(x_{i,j})$$

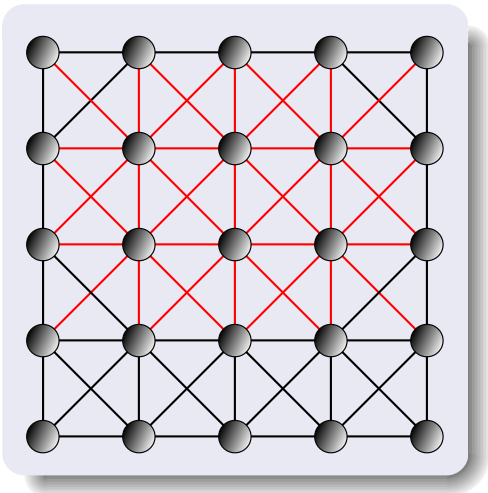

- A template specifies a coupling law
- 19 template values $(9 + 9 + 1)$
- Controls the entire network

**CNN computer**

Template

**Digital computer**

Instruction

## CNN template values

$$A = \begin{bmatrix} a_{-1,-1} & a_{-1,0} & a_{-1,1} \\ a_{0,-1} & a_{0,0} & a_{0,1} \\ a_{1,-1} & a_{1,0} & a_{1,1} \end{bmatrix}, B = \begin{bmatrix} b_{-1,-1} & b_{-1,0} & b_{-1,1} \\ b_{0,-1} & b_{0,0} & b_{0,1} \\ b_{1,-1} & b_{1,0} & b_{1,1} \end{bmatrix}, z$$

# A template controls space-invariant CNNs

## The equation of a cell

$$\frac{dx_{i,j}}{dt} = -x_{i,j} + \sum_{|k,l|\leqslant r} a_{k,l} y_{i-k,j-l} + \sum_{|k,l|\leqslant r} b_{k,l} u_{i-k,j-l} + z, \text{ with } y_{i,j}(t) = f(x_{i,j})$$

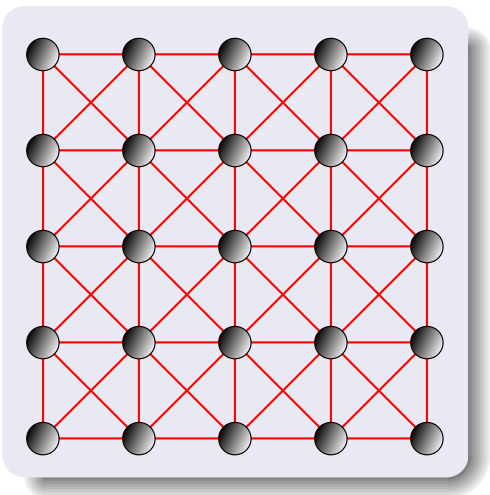

- A template specifies a coupling law
- 19 template values $(9 + 9 + 1)$
- Controls the entire network

**CNN computer**

Template

**Digital computer**

Instruction

## CNN template values

$$A = \begin{bmatrix} a_{-1,-1} & a_{-1,0} & a_{-1,1} \\ a_{0,-1} & a_{0,0} & a_{0,1} \\ a_{1,-1} & a_{1,0} & a_{1,1} \end{bmatrix}, B = \begin{bmatrix} b_{-1,-1} & b_{-1,0} & b_{-1,1} \\ b_{0,-1} & b_{0,0} & b_{0,1} \\ b_{1,-1} & b_{1,0} & b_{1,1} \end{bmatrix}, z$$

# A programmable CNN is ideal for image processing

- Templates provide an ideal framework for Single-Instruction Multiple-Data computation
- Image processing operations are mostly SIMD
- Most of these tasks have a corresponding CNN template
- CNN-UM allows execution of a sequence of templates

  [Roska and Chua, IEEE TCAS, 1993]

## One-to-one cell-pixel mapping



## Advantages

- high parallelism
- much faster
- less silicon area
- very low power

- The **only** drawback is **robustness**

# CNN chips do not behave as ideal CNNs

## Example

(a)



(c)



(b)



(d)



## Causes of errors

- Parameter spread
- Electrical noise
- Imperfect loading from off-chip to on-chip memory
- Temperature variation

## Chip-independent approaches

- Design of robust templates
- Template decomposition
- Stochastic template optimisation

# Outline

1. Introduction
   - The potential of Cellular Neural Networks
   - How does a CNN work?
   - Goals of this thesis
2. Robust CNN Tuning and Learning
3. Coupled Simulated Annealing
4. Applying CSA to CNN Optimisation
5. Conclusions and Challenges for Future Work

# Methodologies for robustness in CNN chips

## Goals

- Robust tuning of CNN chips
- Learning of complex behaviour in CNNs
- Optimisation techniques for robust CNN tuning and learning
- Integrate the methodologies
- Develop proof-of-concept applications

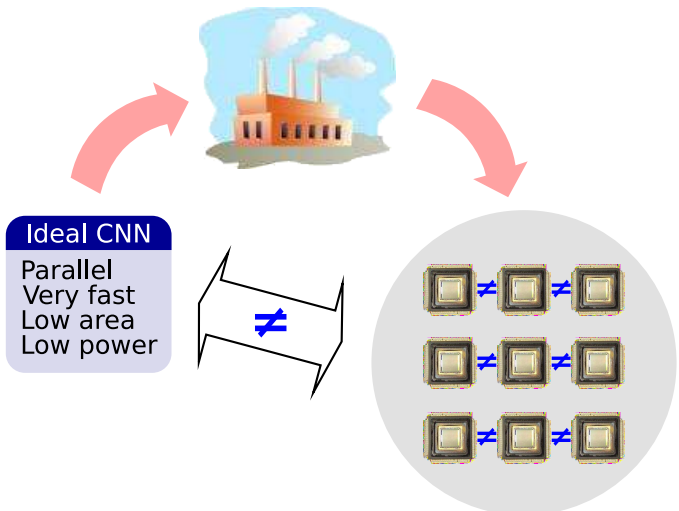

# Outline

1 Introduction

2 Robust CNN Tuning and Learning
- Chip-specific Methods
- Learning complex dynamics
- Experiments and Results

3 Coupled Simulated Annealing

4 Applying CSA to CNN Optimisation

5 Conclusions and Challenges for Future Work

# Optimising with chip measurements works better

## Chip-specific



[Földesy et al., IEEE TCAS-I,1999]

## Optimise-decompose-optimise approach

- Uses chip measurements to calculate error
- Searches the minimum cost via gradient search
- Non-optimal templates are decomposed

## Disadvantages

- Needs explicit calculation of error gradient
- Only optimises $B$ and $z$: uncoupled templates
- May cause unnecessary template decomposition

The use of chip-measurements does improve robustness

# Training set is generated using an ideal CNN simulator

[Xavier-de-Souza et al., 2003]

## Generating a training set triplet

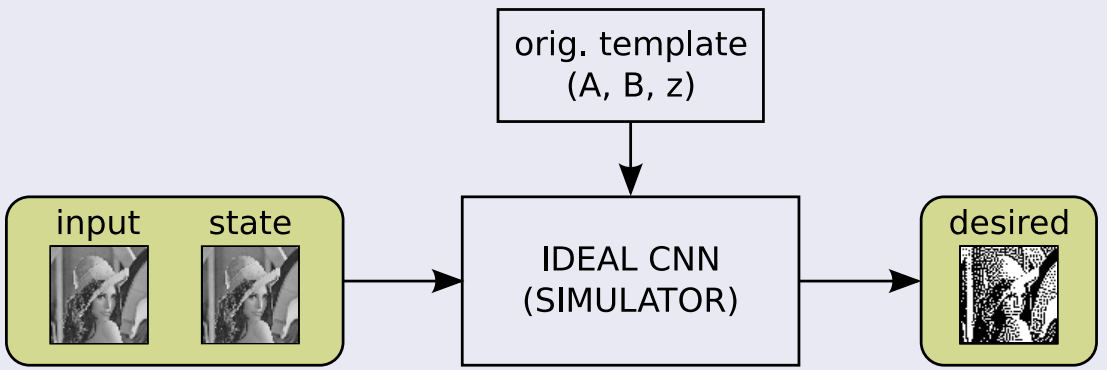


- Training set triplet: input, initial state, and desired images
- Original template $\mathbf{p}_{init}$
- Ideal CNN simulator

## A good starting point

- Original template $\mathbf{p}_{init}$ is a good initial approximation
- Search can be limited to $[\mathbf{p}_{init} - \mathbf{b}, \mathbf{p}_{init} + \mathbf{b}]$

# Presenting our tuning setup

[Xavier-de-Souza et al., IEEE TCAS-I, 2004]

## Chip-specific CNN tuning setup

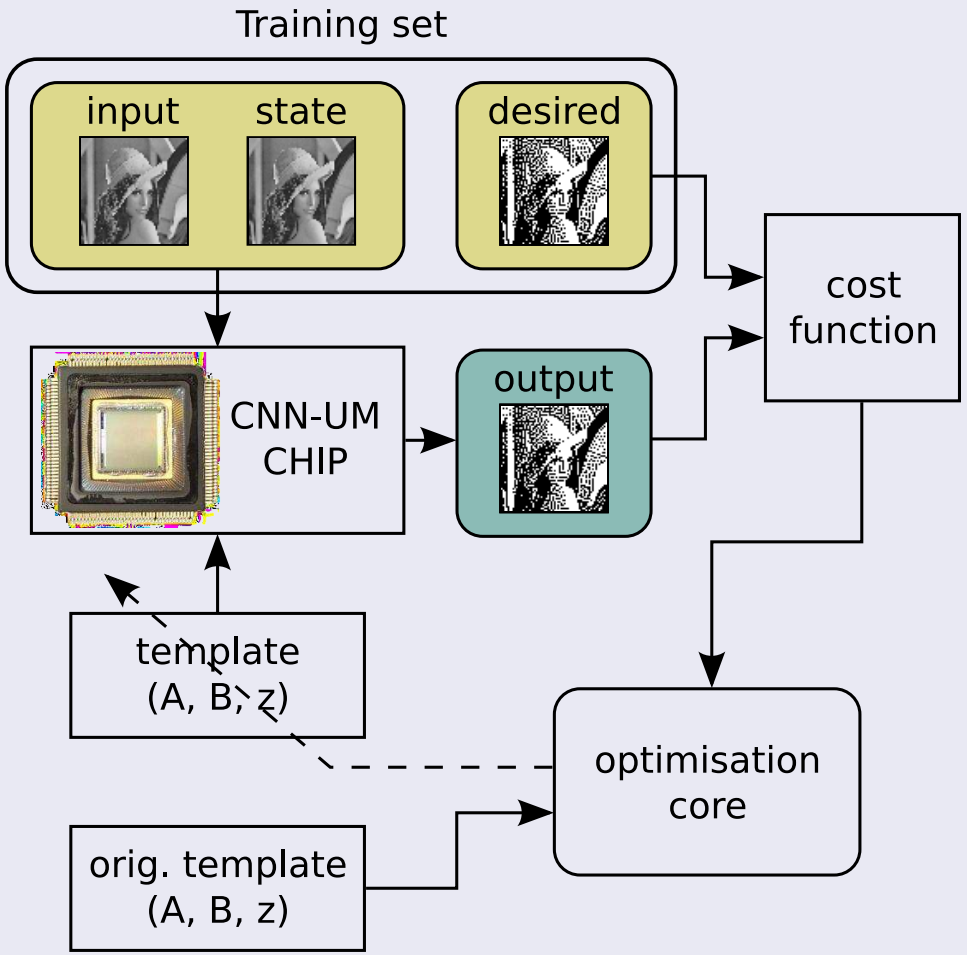


## Optimisation core

- A global optimisation method
- Generates and accepts, or not, a new template **p**

## Optimisation problem

$$\min_{\mathbf{p}} g(\mathbf{p}), \text{ where } g(\mathbf{p}) = \frac{1}{\sqrt{k}} \sqrt{\sum_{i=1}^{k} (y_i^d - y_i(\infty))^2}$$

# Major advantages, a minor drawback

## Advantages of this tuning setup

- No restrictions related to template type
- Propagating templates can be tuned too
- Poor local solutions are avoided due to global optimisation
- No premature template decomposition

- The drawback: global optimisation is slower

## What makes it worth?

- Number of unknowns $\leqslant 19$ compensates this drawback
- Original template is a good starting point
- We only search around the original template values

# Optimising for robustness

## Typical template chip error

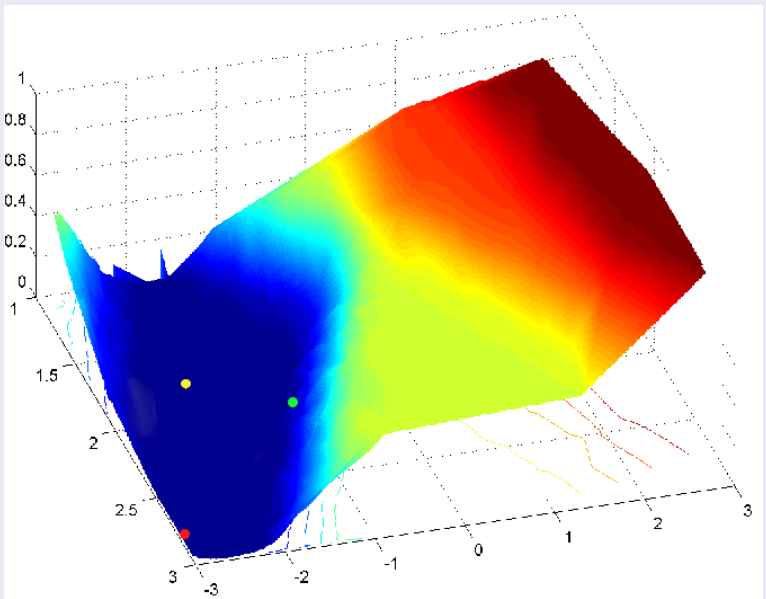


## Chip-specific robustness

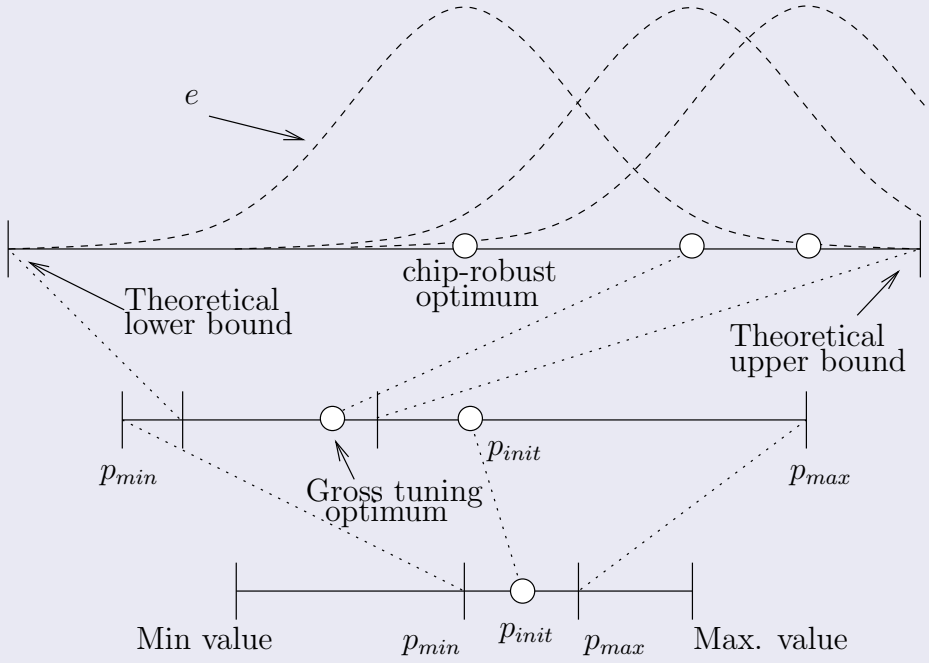


## Optimisation problem

$$\min_{\mathbf{p}} \frac{1}{r} \sum_{j=1}^{r} g(\mathbf{p} + \mathbf{e}_j)$$

# Outline

1 Introduction

2 Robust CNN Tuning and Learning
- Chip-specific Methods
- Learning complex dynamics
- Experiments and Results

3 Coupled Simulated Annealing

4 Applying CSA to CNN Optimisation

5 Conclusions and Challenges for Future Work

# Learning is more difficult than tuning

[Xavier-de-Souza et al., 2005]

## No know good starting point

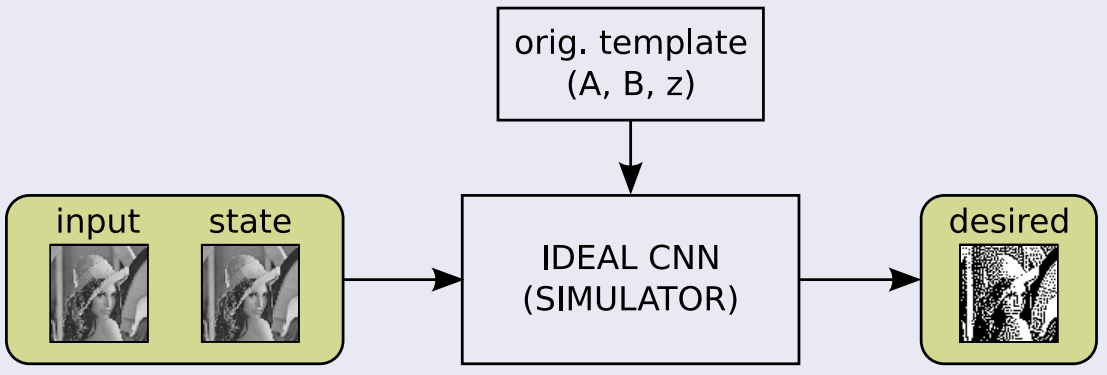


- Desired output is obtained either manually or via other methodologies
- Potentially, the entire template parameter space needs to be searched

## Helpful strategies

- The search space can be reduced with simple initial assumptions, e.g. symmetry, zero values
- These assumptions can be relaxed in subsequent optimisation runs

# Learning is more difficult than tuning

[Xavier-de-Souza et al., 2005]

## No know good starting point

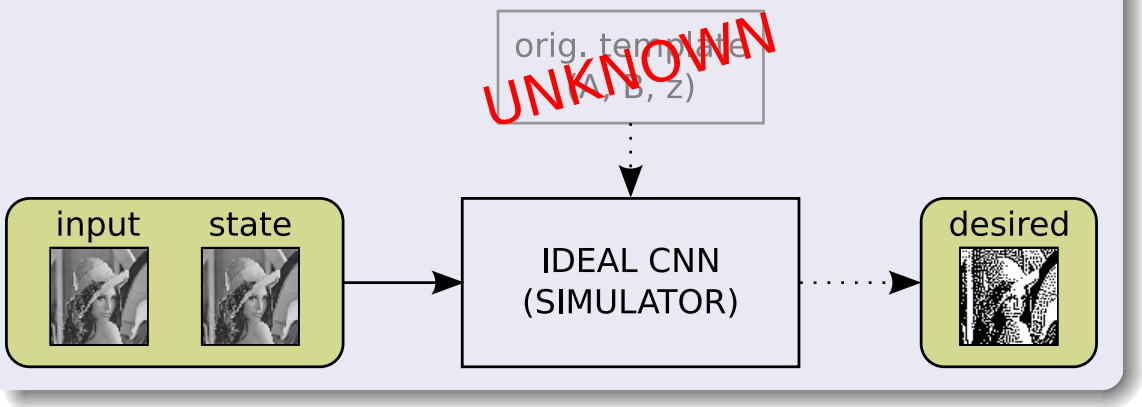


- Desired output is obtained either manually or via other methodologies
- Potentially, the entire template parameter space needs to be searched

## Helpful strategies

- The search space can be reduced with simple initial assumptions, e.g. symmetry, zero values
- These assumptions can be relaxed in subsequent optimisation runs

# Learning dynamics requires more desired outputs

## Desired output is a sequence of images

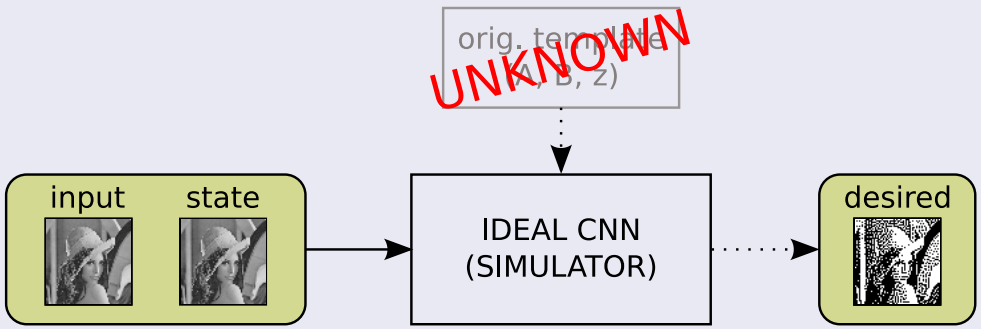


## Example

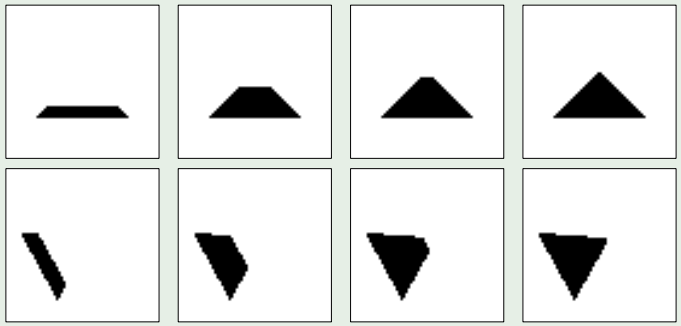

## Example



## Example



[Xavier-de-Souza et al., JCTA, 2006]

- New Active Wave Computing operations

## Example



# Learning dynamics requires more desired outputs

## Desired output is a sequence of images

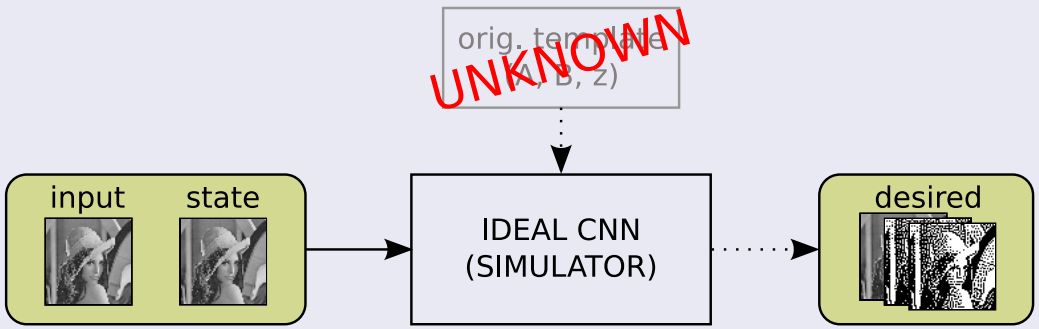


## Example

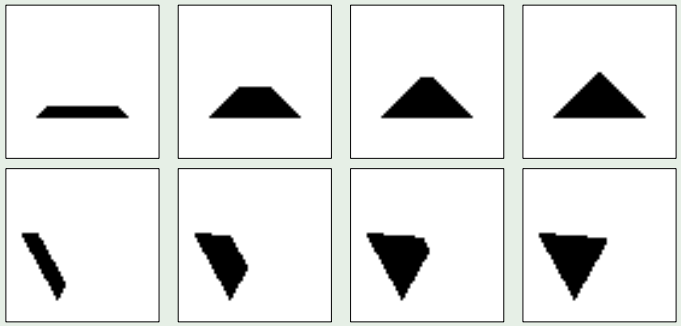

## Example



## Example



[Xavier-de-Souza et al., JCTA, 2006]

- New Active Wave Computing operations

## Example



# Outline

1 Introduction

2 Robust CNN Tuning and Learning
- Chip-specific Methods
- Learning complex dynamics
- Experiments and Results

3 Coupled Simulated Annealing

4 Applying CSA to CNN Optimisation

5 Conclusions and Challenges for Future Work

# Tuning results for ACE4k chip (64 $\times$ 64 cells)



# Tuning results for ACE16k chip (128 $\times$ 128 cells)



# On-chip learning results for ACE4k ($64 \times 64$ cells)

## Travelling wave

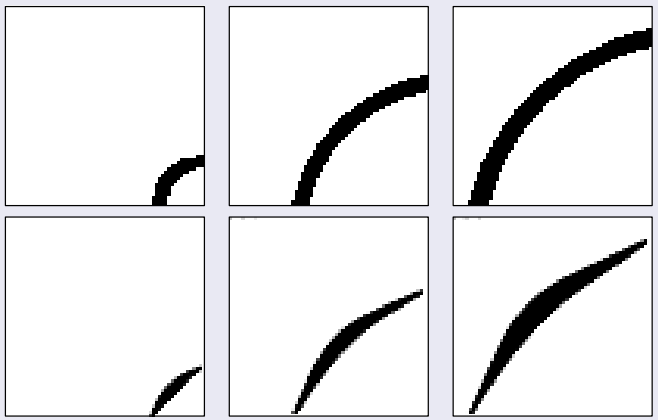

## Pyramiding up

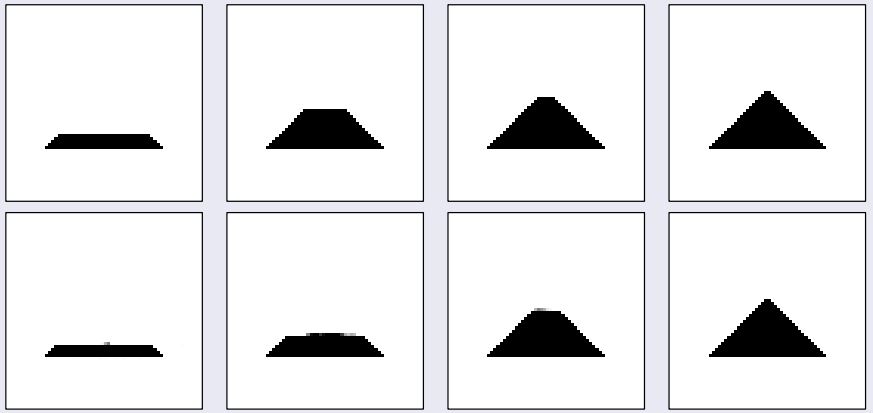

## Combustion wave



## Pyramiding in angle

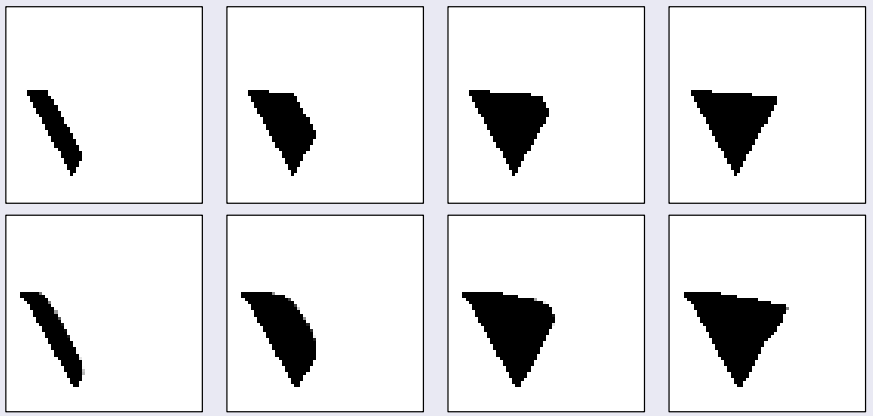

# Simulation learning of a spiral autowave (16 × 16 cells)

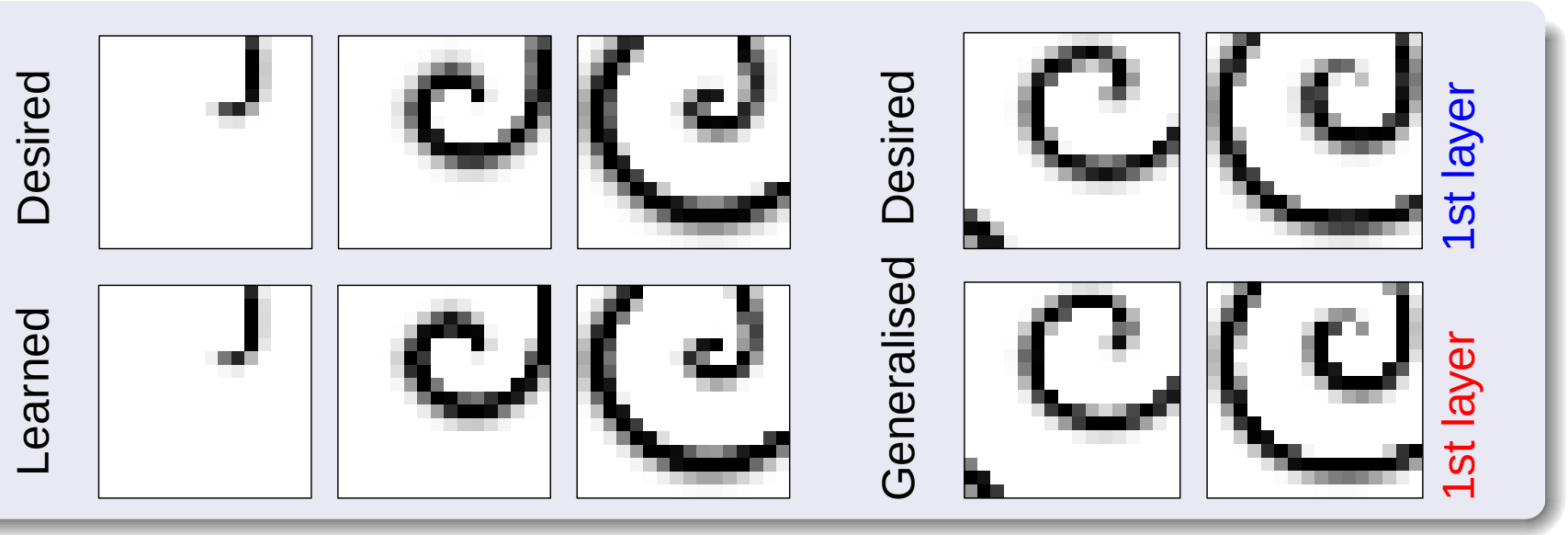




# Outline

1 Introduction

2 Robust CNN Tuning and Learning

3 Coupled Simulated Annealing
- Simulated annealing and cooperative behaviour
- General principles of Coupled SA
- Variance control of acceptances
- Experiments and results

4 Applying CSA to CNN Optimisation

5 Conclusions and Challenges for Future Work

# SA is based on two stochastic processes

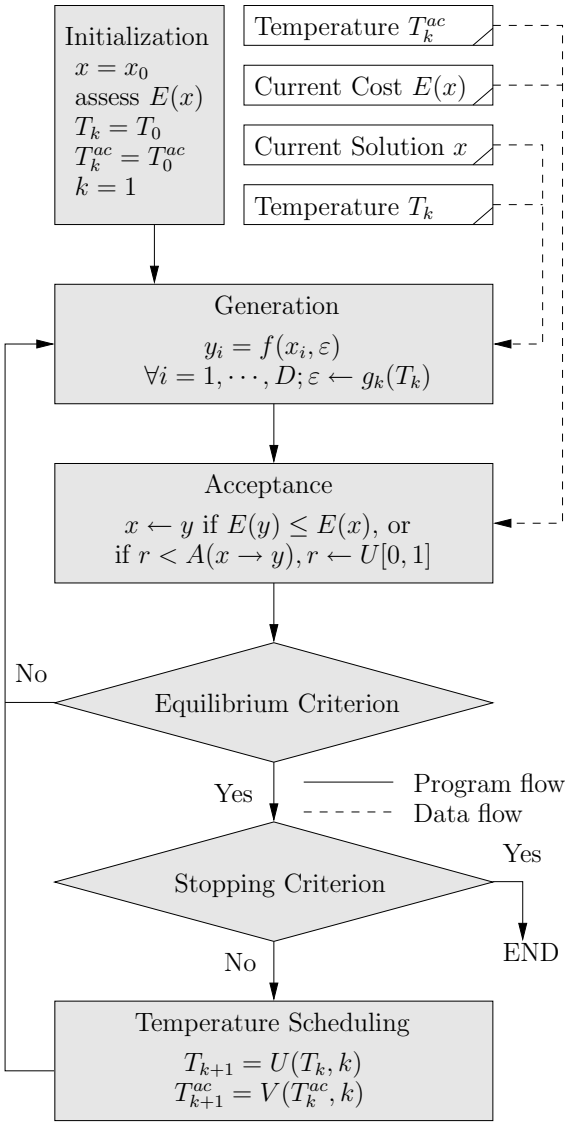


## Simulating physical annealing

- Physical process:
  heat, hold and cool slowly down
- Mathematical modelling:

| | | |
|---|---|---|
| Material states | $\longrightarrow$ | Problem solutions |
| Energy of a state | $\longrightarrow$ | Cost of a solution |
| Temperature | $\longrightarrow$ | Control parameter |

- Convergence proof exists for $t \rightarrow \infty$
- Many speed up versions exist:
  quality of solution $\leftrightarrow$ speed
- With distributed versions:
  quality $\leftrightarrow$ speed $\leftrightarrow$ resources

# Why a new Simulated Annealing (SA) method?

## Example

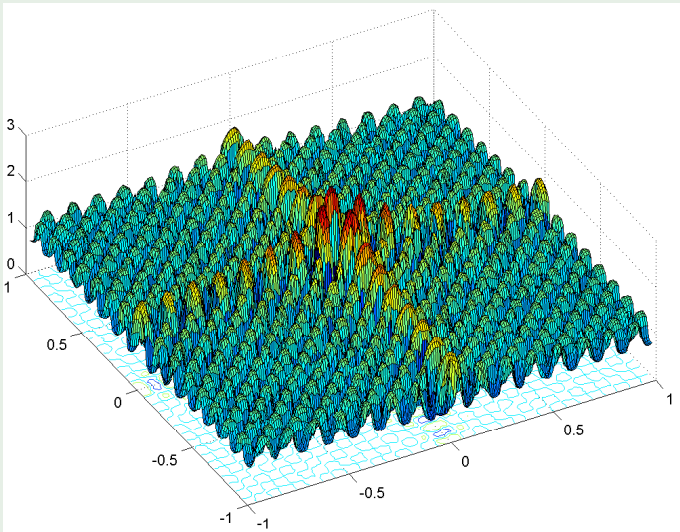


- Adaptive SA: less suitable for CNN tuning
- Too many run-modify-rerun loops
- Problem representing template solutions in Genetic Algorithms

## The coupling idea

- Coupled Local Minimisers couples local gradient searching processes
- What would be the effect of coupling in SA processes?

# Cooperative behaviour in SA

## Parallel SA versions

- Concurrent processes move independently
- Best solution is exchanged among process

## Ensemble SA

- No exchange of best solutions
- Entire ensemble moves according to average cost

[Xavier-de-Souza et al., 2006a]

## The new Coupled Simulated Annealing class of methods

- Coupled acceptance probabilities for SA
- Efficient parallel/distributed implementation
- Less sensitive to initialisation parameters

# Outline

1 Introduction

2 Robust CNN Tuning and Learning

3 Coupled Simulated Annealing
- Simulated annealing and cooperative behaviour
- General principles of Coupled SA
- Variance control of acceptances
- Experiments and results

4 Applying CSA to CNN Optimisation

5 Conclusions and Challenges for Future Work

# Comparing SA and Coupled SA

## Properties of the CSA class of methods

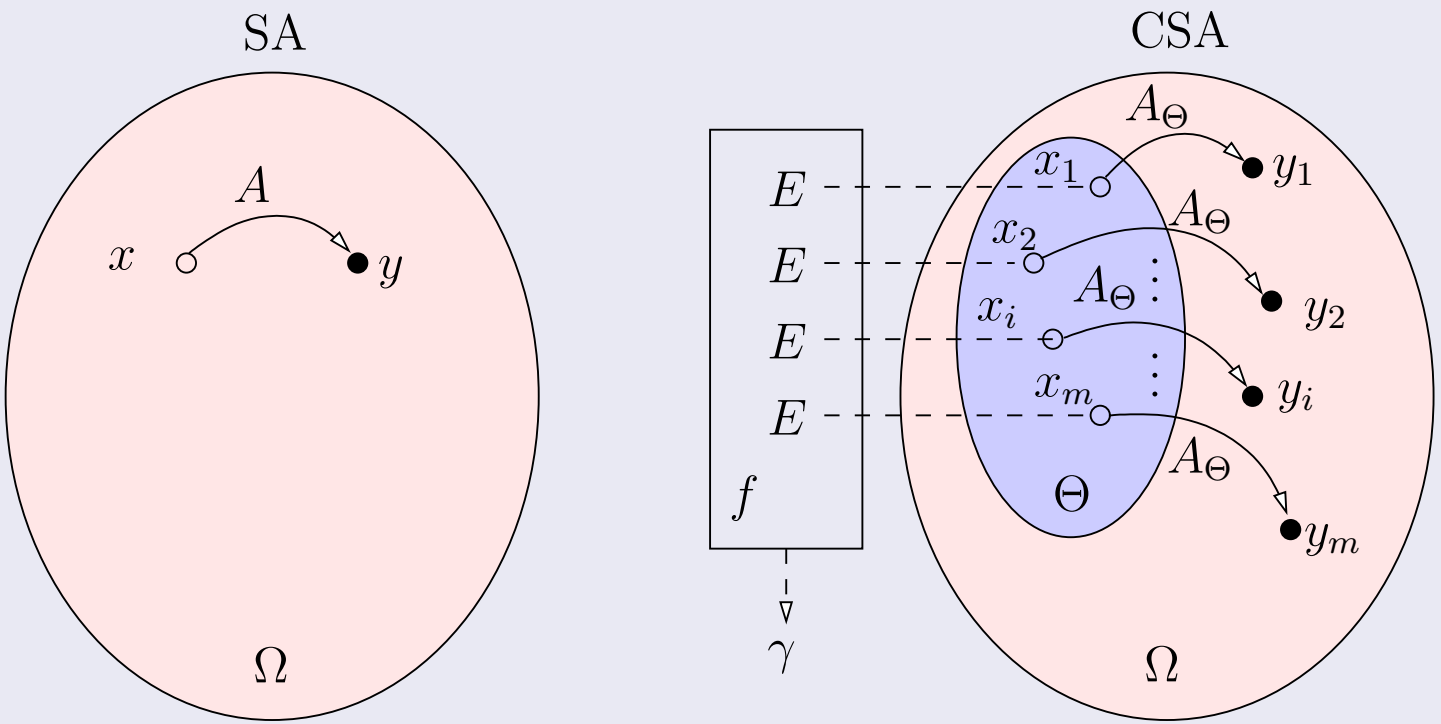


$0 \leq A(x \to y) \leq 1, \quad \forall\ x, y \in \Omega.$

$0 \leq A_\Theta(\gamma, x_i \to y_i) \leq 1,\ \forall\ x \in \Theta, y \in \Omega,$ with $\Theta \subset \Omega,$ and $\gamma = f\left[E(x_1), E(x_2), \cdots, E(x_m)\right].$

# Three CSA instance methods

Method 1

## Multi-state SA

$$A_\Theta(\gamma, x_i \to y_i) = \frac{\exp\left(\frac{-E(y_i)}{T_k^{ac}}\right)}{\exp\left(\frac{-E(y_i)}{T_k^{ac}}\right) + \exp\left(\frac{-E(x_i)}{T_k^{ac}}\right)}$$

- Generalises classical SA acceptance for $\Theta \equiv x_1$

# Three CSA instance methods

Method 1

## Multi-state SA

$$A_\Theta(\gamma, x_i \rightarrow y_i) = \frac{\exp\left(\frac{-E(y_i)}{T_k^{ac}}\right)}{\exp\left(\frac{-E(y_i)}{T_k^{ac}}\right) + \sum_{x_j \in \Theta} \exp\left(\frac{-E(x_j)}{T_k^{ac}}\right)}$$

- Generalises classical SA acceptance for $\Theta \equiv x_1$

# Three CSA instance methods

Method 1

## Multi-state SA

$$A_\Theta(\gamma, x_i \to y_i) = \frac{\exp\left(\frac{-E(y_i)}{T_k^{ac}}\right)}{\exp\left(\frac{-E(y_i)}{T_k^{ac}}\right) + \underbrace{\sum_{x_j \in \Theta} \exp\left(\frac{-E(x_j)}{T_k^{ac}}\right)}_{\gamma}}$$

- Generalises classical SA acceptance for $\Theta \equiv x_1$

# Three CSA instance methods

Method 2

## Blind acceptance

$$A_\Theta(\gamma, x_i \to y_i) = 1 - \frac{\exp\left(\frac{-E(x_i)}{T_k^{ac}}\right)}{\sum_{x_j \in \Theta} \exp\left(\frac{-E(x_j)}{T_k^{ac}}\right)}$$

- Acceptance of $y_i$ is independent of its energy when $E(x_i) < E(y_i)$

# Three CSA instance methods

Method 2

## Blind acceptance

$$A_\Theta(\gamma, x_i \to y_i) = 1 - \frac{\exp\left(\frac{-E(x_i)}{T_k^{ac}}\right)}{\underbrace{\sum_{x_j \in \Theta} \exp\left(\frac{-E(x_j)}{T_k^{ac}}\right)}_{\gamma}}$$

- Acceptance of $y_i$ is independent of its energy when $E(x_i) < E(y_i)$

# Three CSA instance methods

Method 3

## Coupled SA-Modified

$$A_{\Theta}(\gamma, x_i \rightarrow y_i) = \frac{\exp\left(\frac{E(x_i)}{T_k^{ac}}\right)}{\sum_{x_j \in \Theta} \exp\left(\frac{E(x_j)}{T_k^{ac}}\right)}$$

- Also perform blind acceptance
- Strategy: probability of any current state leave to a new state sums to 1

# Three CSA instance methods

Method 3

## Coupled SA-Modified

$$A_{\Theta}(\gamma, x_i \rightarrow y_i) = \frac{\exp\left(\frac{E(x_i)}{T_k^{ac}}\right)}{\underbrace{\sum_{x_j \in \Theta} \exp\left(\frac{E(x_j)}{T_k^{ac}}\right)}_{\gamma}}$$

- Also perform blind acceptance
- Strategy: probability of any current state leave to a new state sums to 1

# Three CSA instance methods

Method 3

## Coupled SA-Modified

$$A_\Theta(\gamma, x_i \to y_i) = \frac{\exp\left(\frac{E(x_i) - \max_{z\in\Theta}(E(z))}{T_k^{ac}}\right)}{\underbrace{\sum_{x_j\in\Theta} \exp\left(\frac{E(x_j) - \max_{z\in\Theta}(E(z))}{T_k^{ac}}\right)}_{\gamma}}$$

- Also perform blind acceptance
- Strategy: probability of any current state leave to a new state sums to 1

# Outline

1 Introduction

2 Robust CNN Tuning and Learning

3 Coupled Simulated Annealing
- Simulated annealing and cooperative behaviour
- General principles of Coupled SA
- Variance control of acceptances
- Experiments and results

4 Applying CSA to CNN Optimisation

5 Conclusions and Challenges for Future Work

# Adapting the schedule of the acceptance temperature

## Acceptance variance in CSA-M

$$0 \leqslant \sigma^2(A_\Theta) \leqslant \frac{m-1}{m^2}$$

## Simple way to control the variance

if $\sigma^2(A_\Theta) < \sigma_D^2$,
$$T_k^{ac} = T_{k-1}^{ac}(1-\alpha)$$
if $\sigma^2(A_\Theta) > \sigma_D^2$,
$$T_k^{ac} = T_{k-1}^{ac}(1+\alpha)$$

- Reduces sensitivity to initial parameters
- Adaptive schedule for $T_k^{ac}$
- Experimentally:

## Best values

$$\begin{aligned} \sigma_D^2 &\approx 99\% \text{ of } \left(\frac{m-1}{m^2}\right) \\ \alpha &\approx 0.05 \end{aligned}$$

# Outline

1 Introduction

2 Robust CNN Tuning and Learning

3 Coupled Simulated Annealing
- Simulated annealing and cooperative behaviour
- General principles of Coupled SA
- Variance control of acceptances
- Experiments and results

4 Applying CSA to CNN Optimisation

5 Conclusions and Challenges for Future Work

# Presenting the test problems

## Test problems group 1

- Unimodal and simple multi-modal problems

## Test problems group 2

- 6 multidimensional and multi-modal problems
- Many local minima

## Test problems group 3

- 6 rotated problems from group 2
- Difficult for multiple 1-D searches

## Example

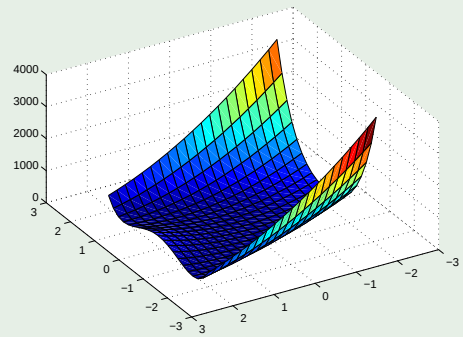


## Example

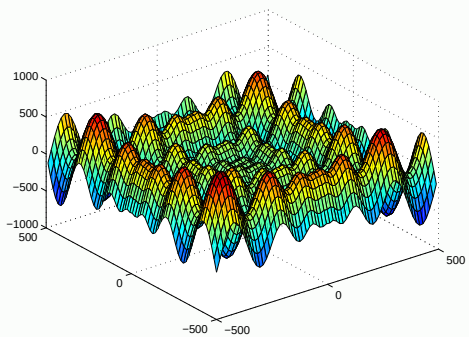

# Presenting the test problems

## Test problems group 1

- Unimodal and simple multi-modal problems

## Test problems group 2

- 6 multidimensional and multi-modal problems
- Many local minima

## Test problems group 3

- 6 rotated problems from group 2
- Difficult for multiple 1-D searches

## Example

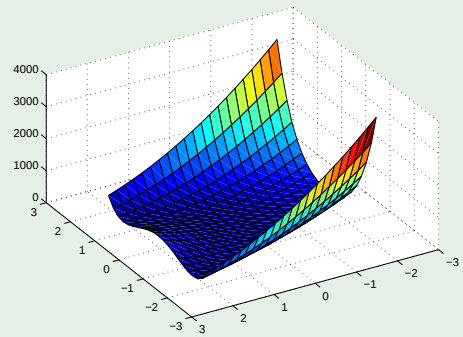


## Example

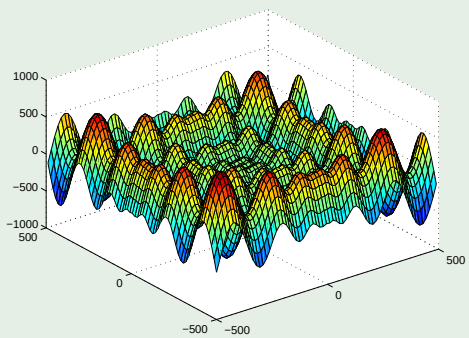

# Presenting the test problems

## Test problems group 1

- Unimodal and simple multi-modal problems

## Test problems group 2

- 6 multidimensional and multi-modal problems
- Many local minima

## Test problems group 3

- 6 rotated problems from group 2
- Difficult for multiple 1-D searches

## Example

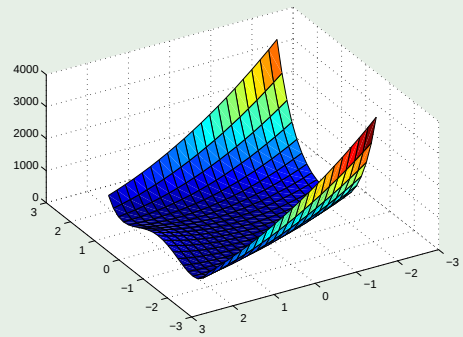


## Example

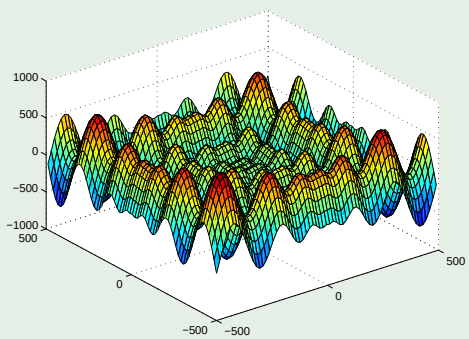

# Comparison experiments

## Multi-start SA versus CSA-M with variance control, D=30

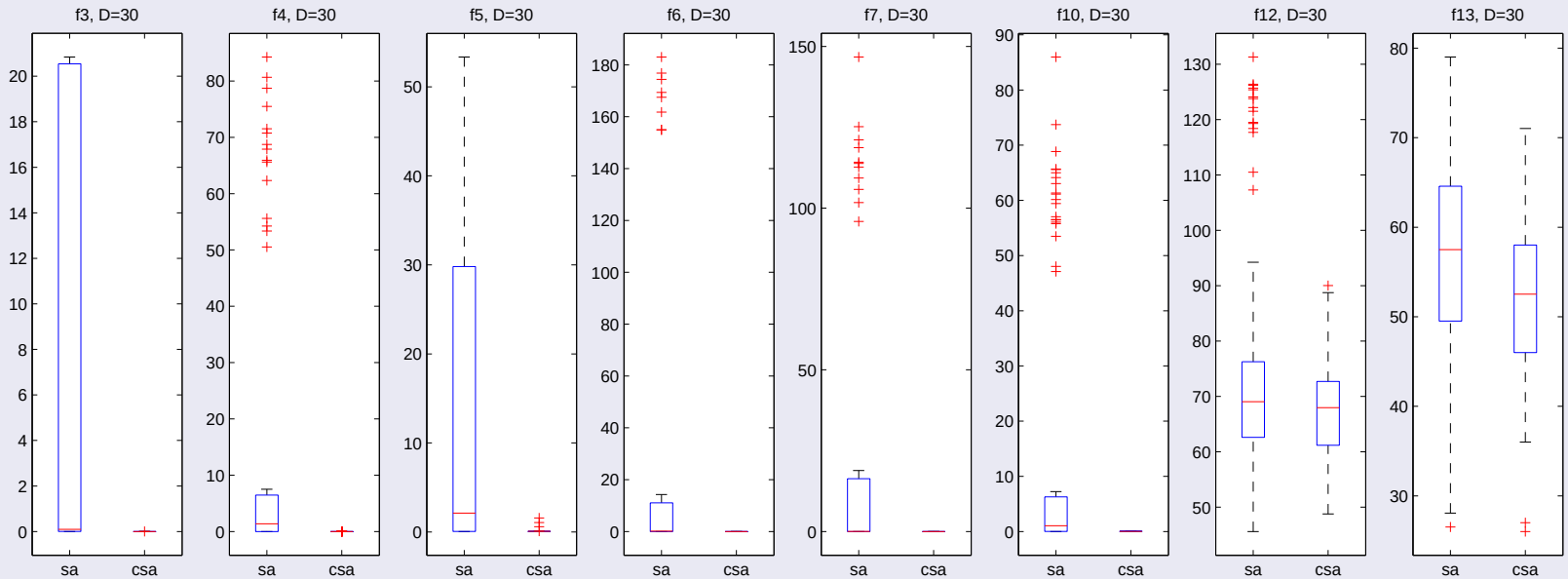


- Comparable performance without variance control
- When testing sensitivity against initialisation parameters Clear CSA-M superiority with variance control

# Other experiments

## Effect of variance control

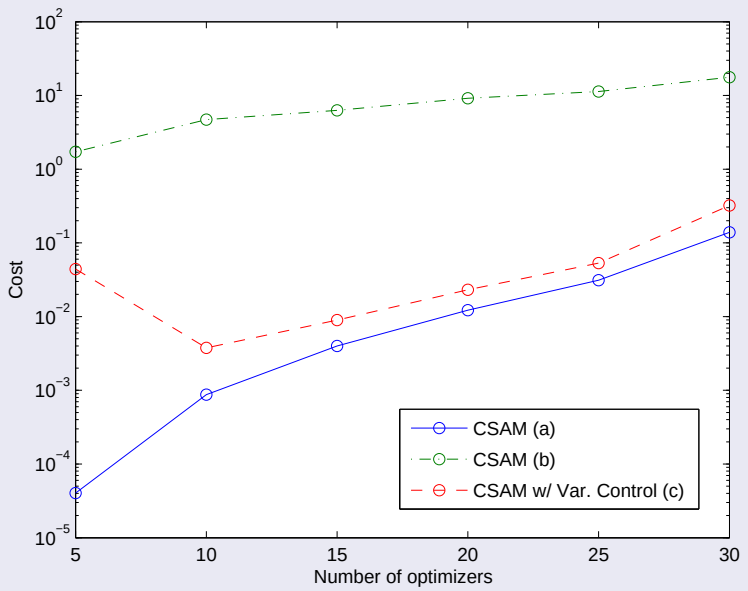


- Variance control approximates best average run

## Scaling with dimension

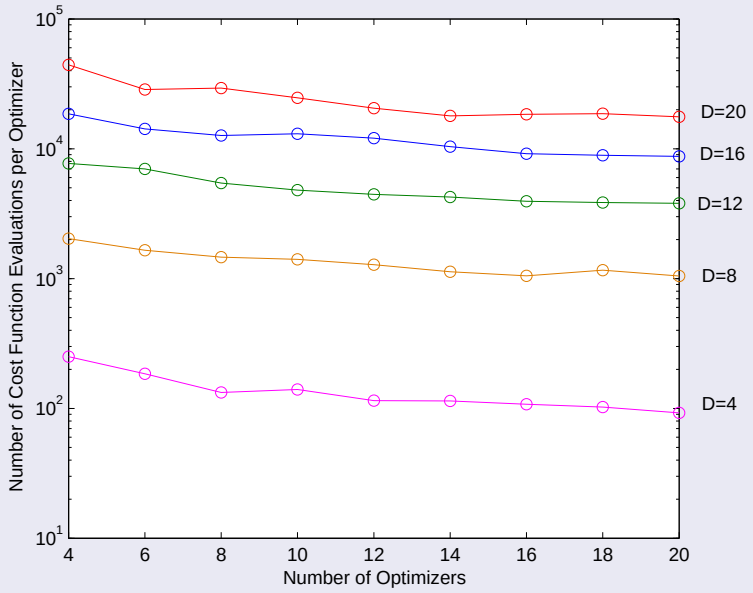


- Final cost improves consistently with $m$
- Scales with higher dimensions

# Outline

1 Introduction

2 Robust CNN Tuning and Learning

3 Coupled Simulated Annealing

4 Applying CSA to CNN Optimisation
- General approach to CNN optimisation
- A systematic approach
- Applications

5 Conclusions and Challenges for Future Work

# CSA for tuning and learning

## Cell model

$$\frac{dx_{i,j}}{dt} = -\hat{g}(x_{i,j}, \Phi_{Sig}) + z(\Phi_{Tem}) + \sum_{|k,l|\leqslant r} a_{k,l}(\Phi_{Tem}) x_{i-k,j-l} + \sum_{|k,l|\leqslant r} b_{k,j}(\Phi_{Tem}) u_{i-k,j-l}(\Phi_{Opt}, \Phi_{Sig})$$

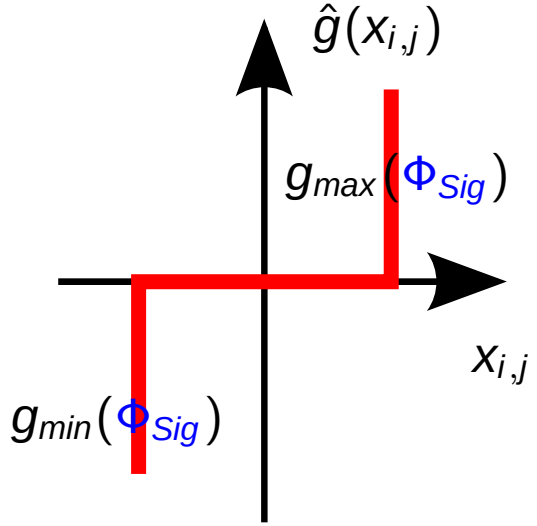


## Hardware parameters

$$\Phi = [\Phi_{Sig}, \Phi_{Tem}, \Phi_{Opt}]$$

## The optimisation problem within the unified framework

$$\min_{A,B,z,\Phi,\Delta t_1,\cdots,\Delta t_T} \frac{1}{N_S N_R N_T} \sum_{s=1}^{N_S} \sum_{n=1}^{N_R} \sum_{k=1}^{N_T} \sum_{i,j} (x^d_{i,j;s,k,n} - x_{i,j}(A, B, z, \Phi, t_k))^2$$

# Outline

1 Introduction

2 Robust CNN Tuning and Learning

3 Coupled Simulated Annealing

4 Applying CSA to CNN Optimisation
- General approach to CNN optimisation
- A systematic approach
- Applications

5 Conclusions and Challenges for Future Work

# Unified CNN optimisation framework

## Block diagram

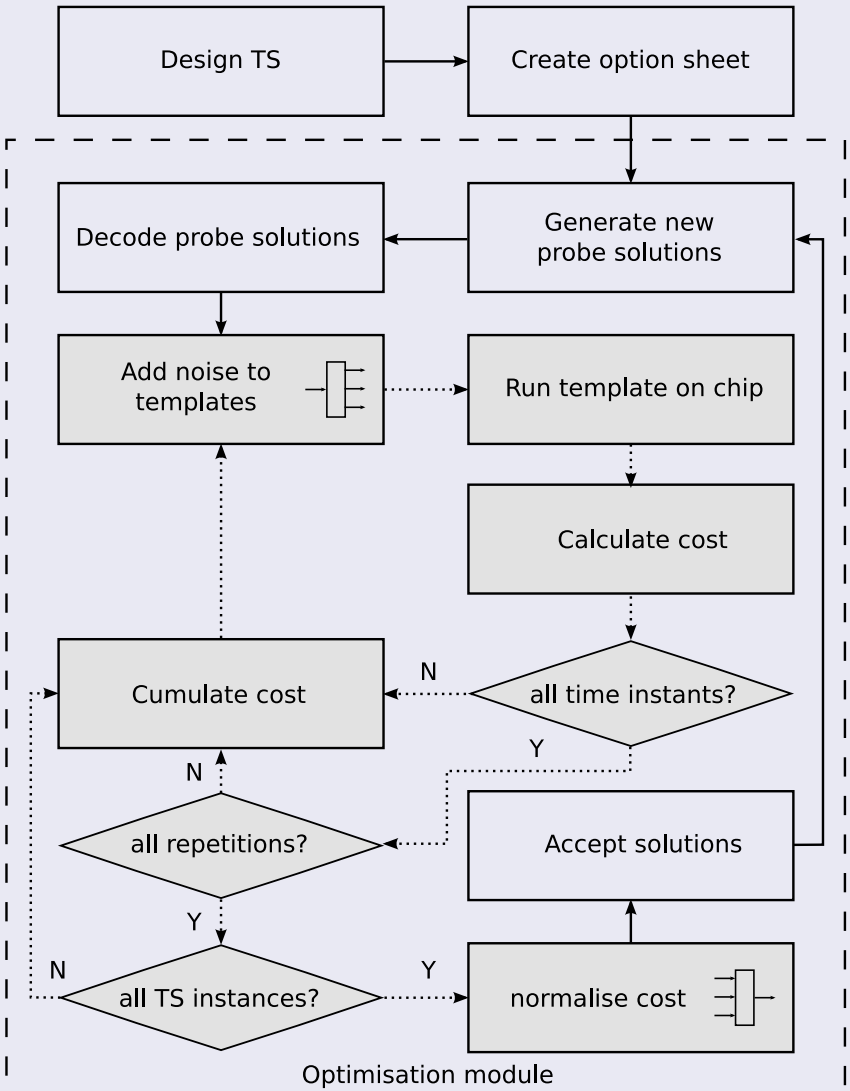


[Hillier et al., 2006]

## CNN optimisation cases

- Chip-specific template tuning
- Learning of fixed-point templates
- Learning of spatio-temporal dynamics

- Modular, replicable to many CSA processes
- CSA reduces run-modify-rerun loops

# Guidelines for defining a training set

## Example

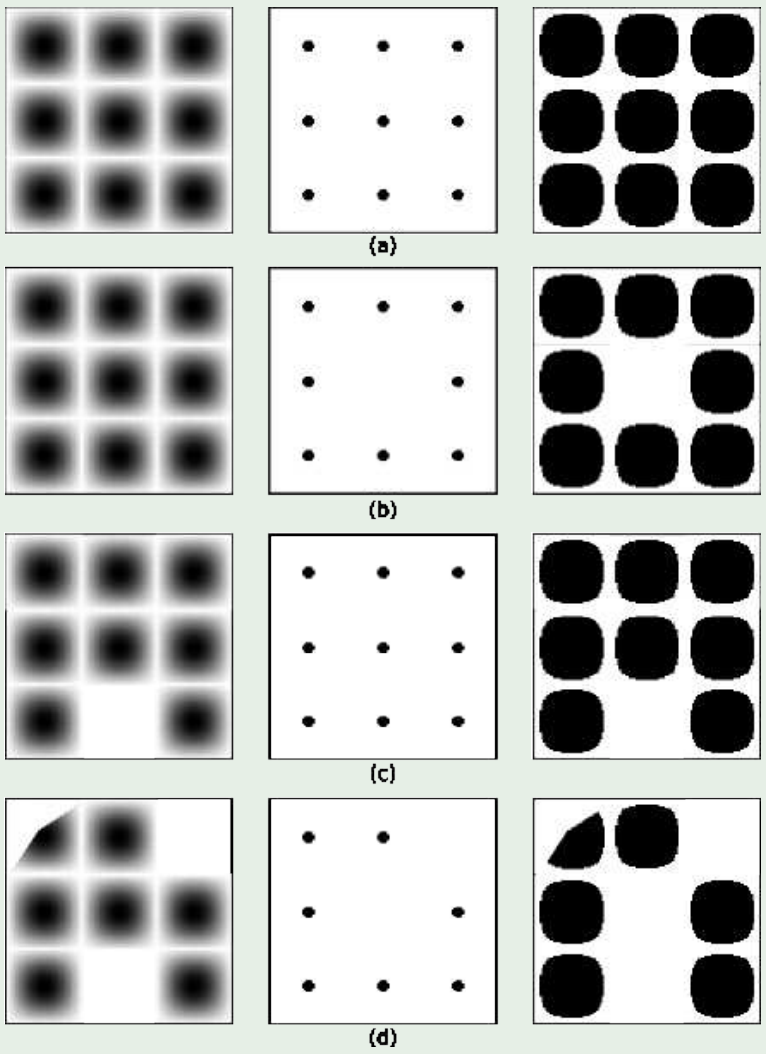


- Include all essential input-output mapping functionalities
- Consider also bias and fixed state images
- Balance dark and light pixels
- Embed many functionalities in a single TS instance
- Consider exchanging input and initial state
- Ensure continuity of dynamics

## CNNOPT: Matlab toolbox

***http://www.esat.kuleuven.be/sista/chaoslab/cnnopt***

# Outline

1 Introduction

2 Robust CNN Tuning and Learning

3 Coupled Simulated Annealing

4 Applying CSA to CNN Optimisation
- General approach to CNN optimisation
- A systematic approach
- Applications

5 Conclusions and Challenges for Future Work

# Real-time object tracking

## Tracking the object

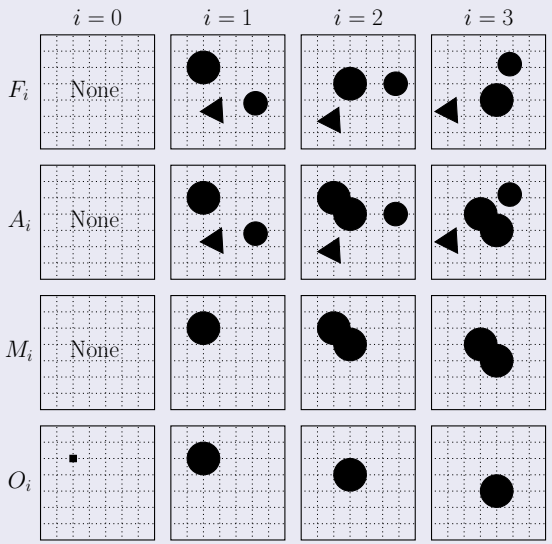


[Xavier-de-Souza et al., 2004]

- Building block for other applications e.g. computer/game interfaces, eye tracking, face tracking, gaze estimation, target tracking, multiple object tracking.
- More than 300 frames/sec. in $2^{nd}$ generation CNN chips

## Obtaining the coordinates

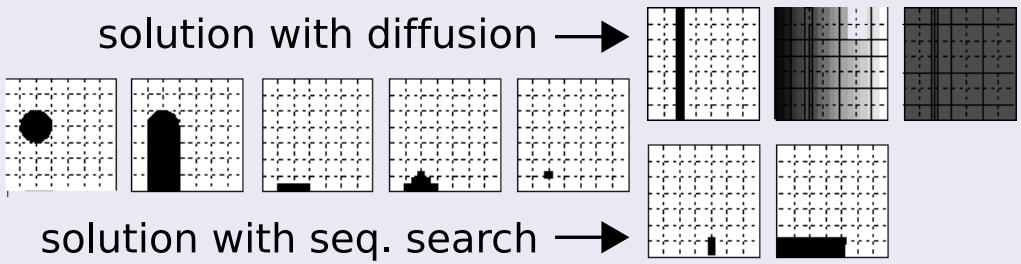

# Handsfree wheelchair driving

## Shifting chip window



## Adaptive resizing



## Face tracking

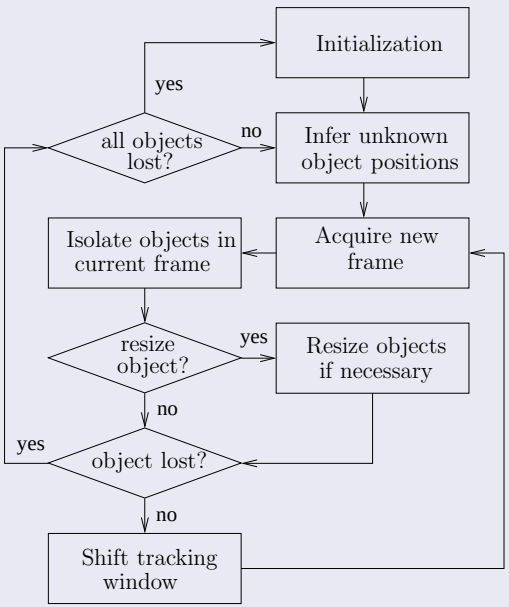


## 3-D Testing environment

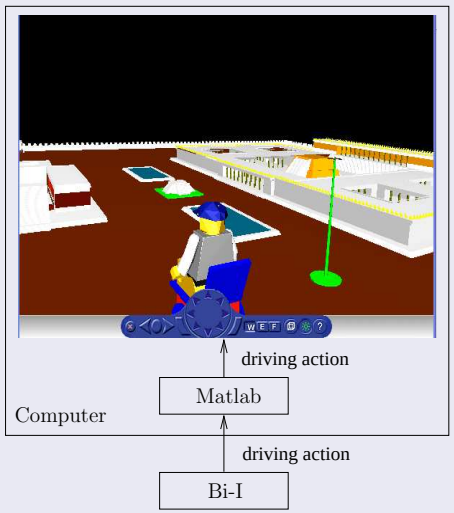


Video 1 Video 2

[Xavier-de-Souza et al., 2006b]

# Outline

1 Introduction

2 Robust CNN Tuning and Learning

3 Coupled Simulated Annealing

4 Applying CSA to CNN Optimisation

5 Conclusions and Challenges for Future Work
- Conclusions
- Challenges for Future Work

# Conclusions

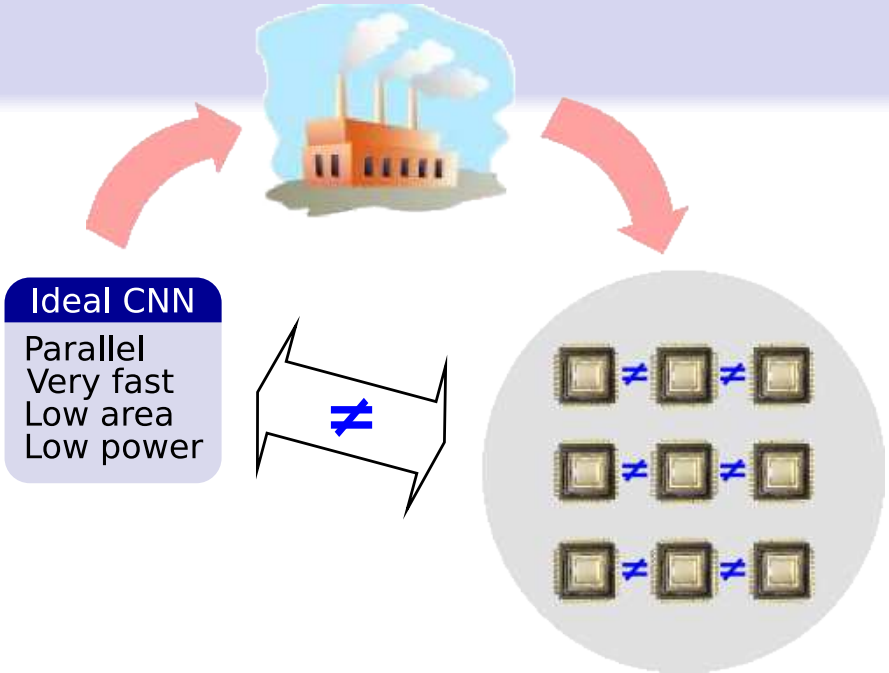

# Conclusions

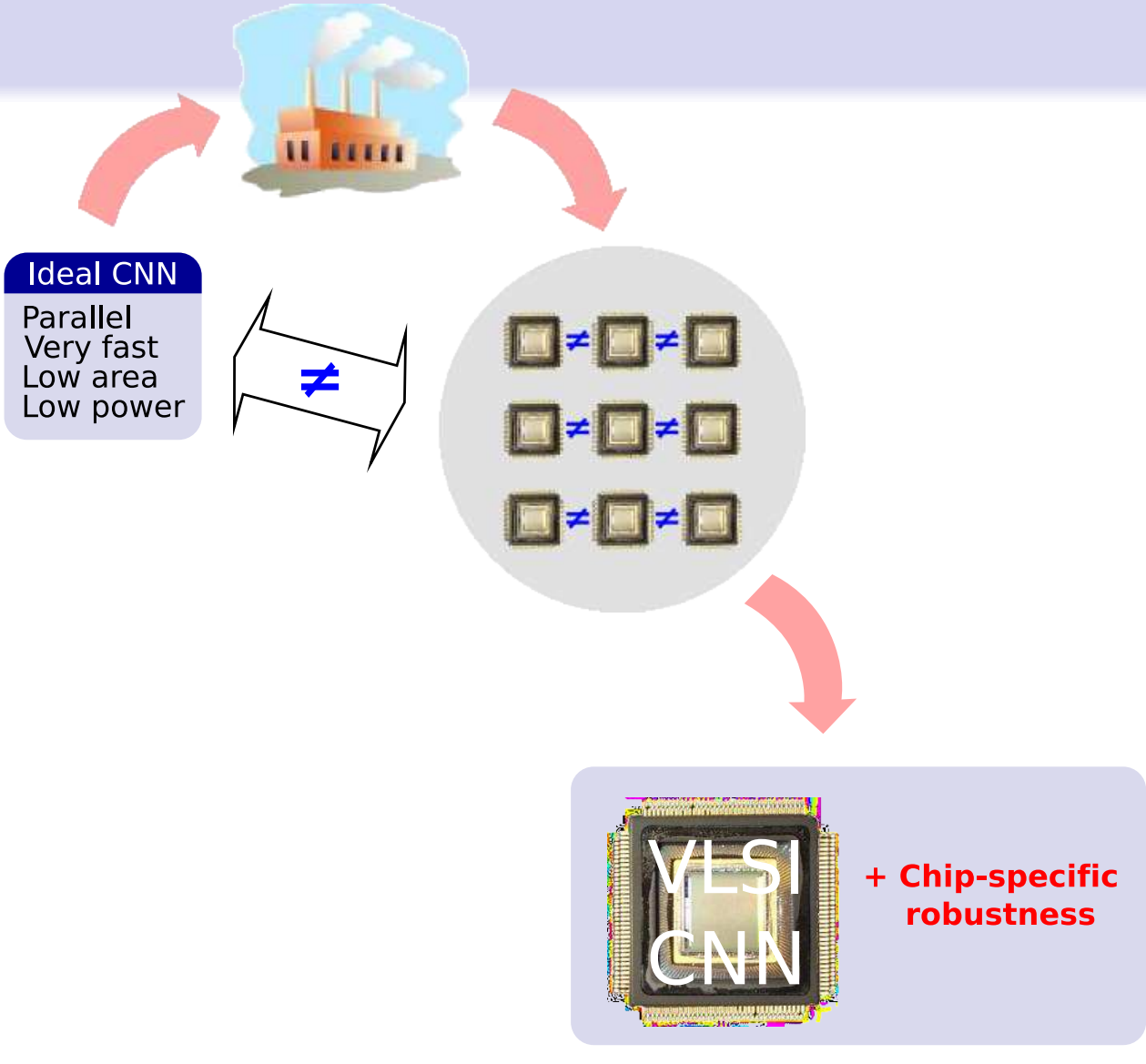

# Conclusions

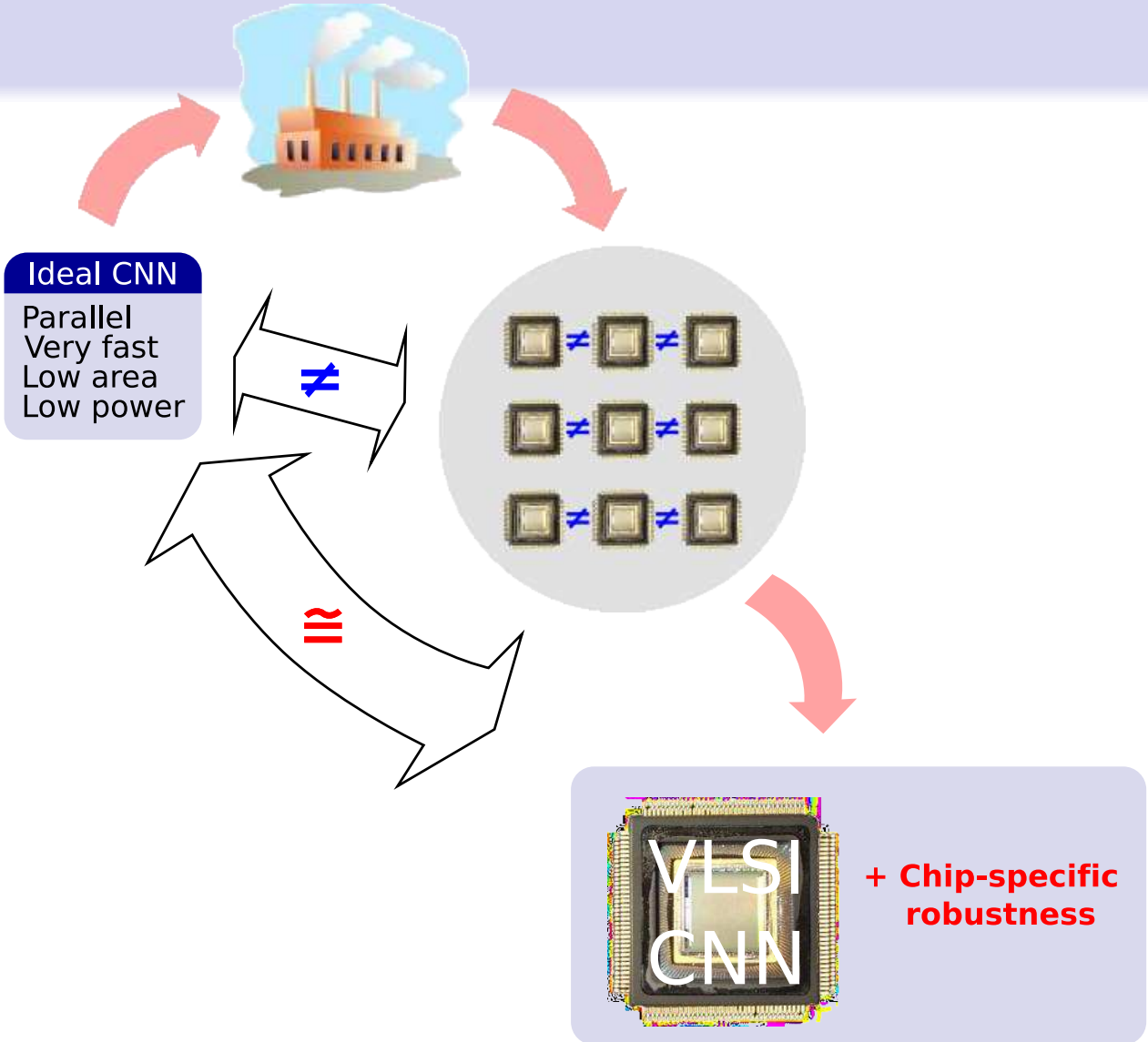

# Conclusions

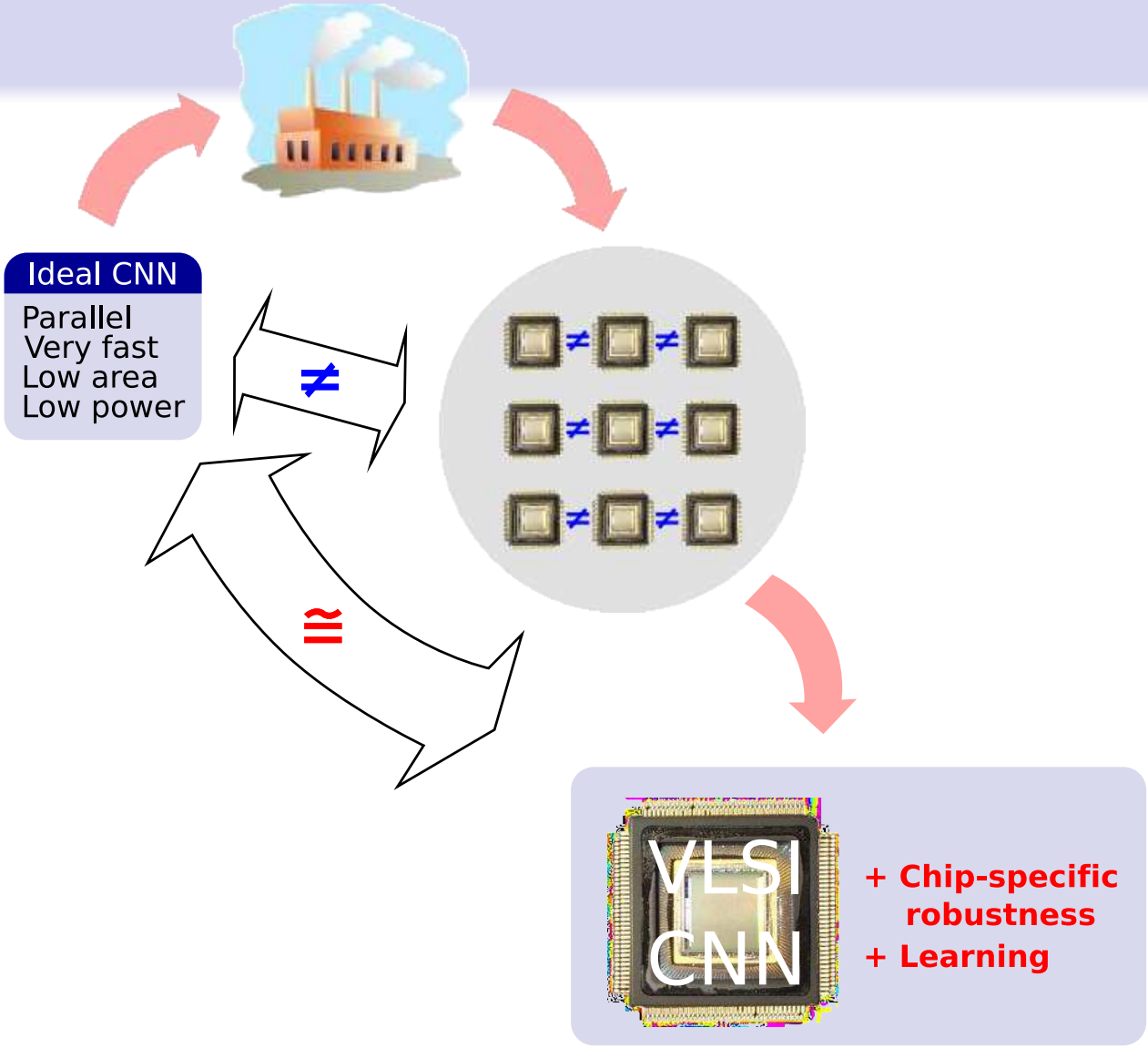

# Conclusions

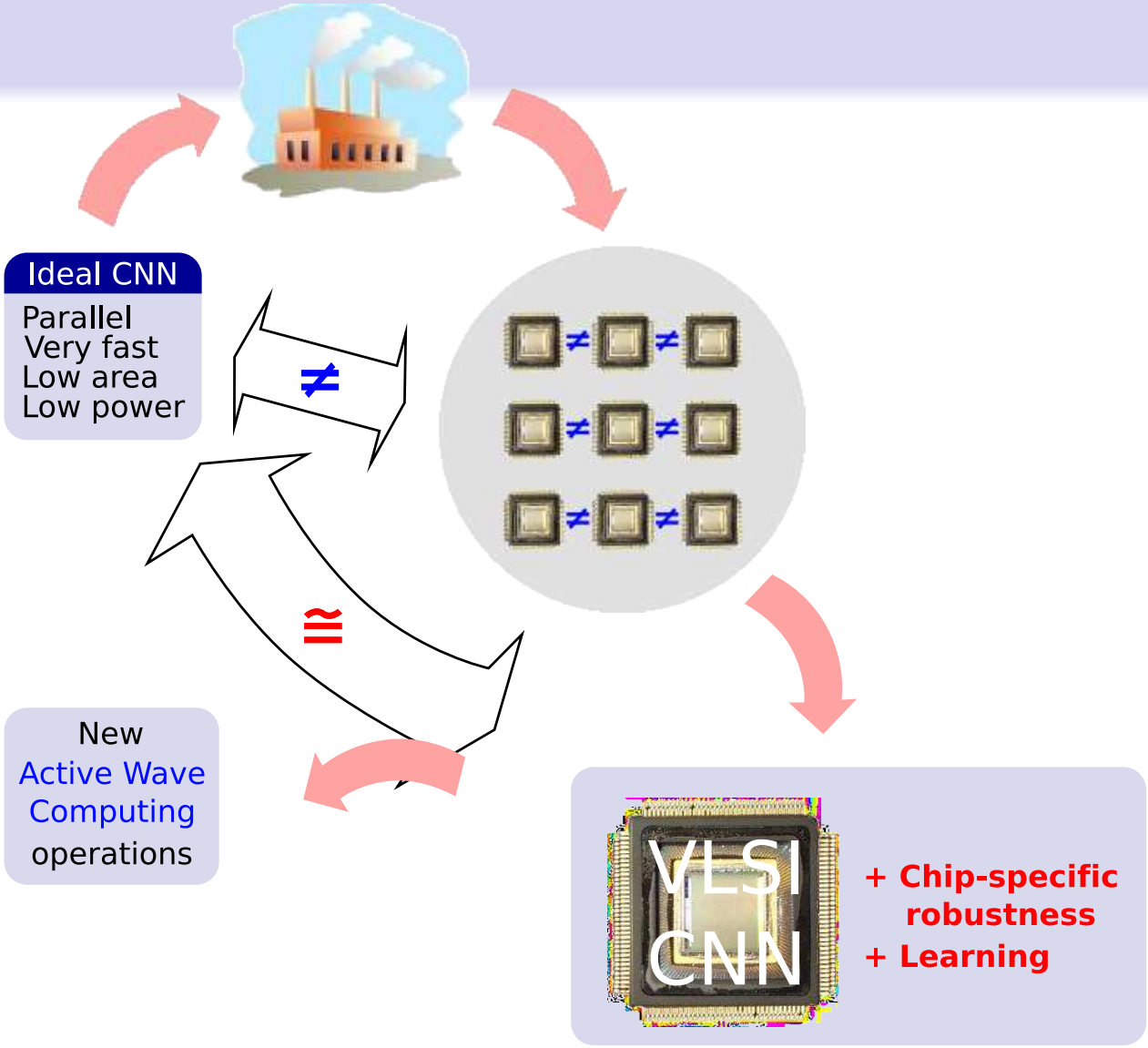

# Conclusions

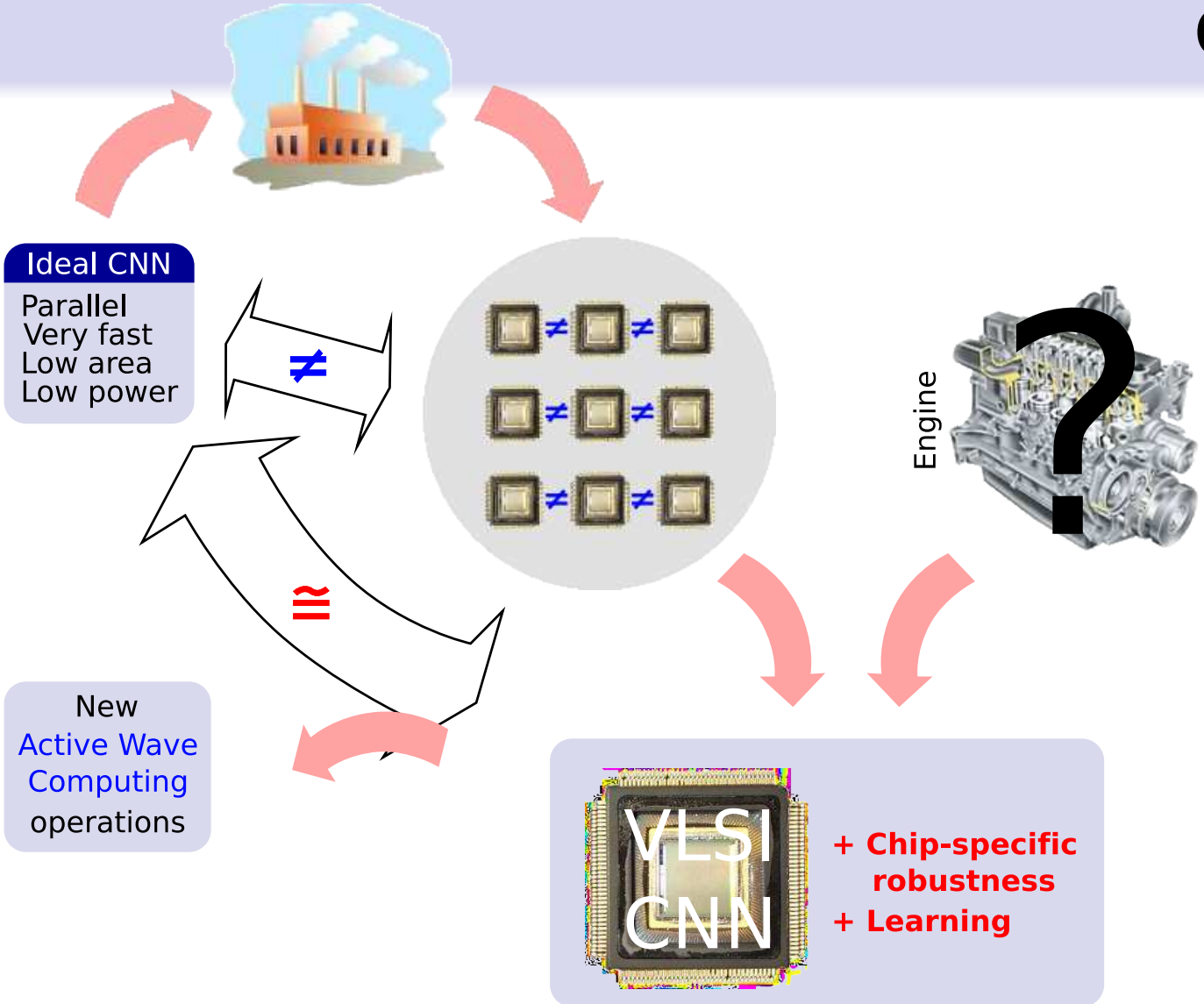

# Conclusions

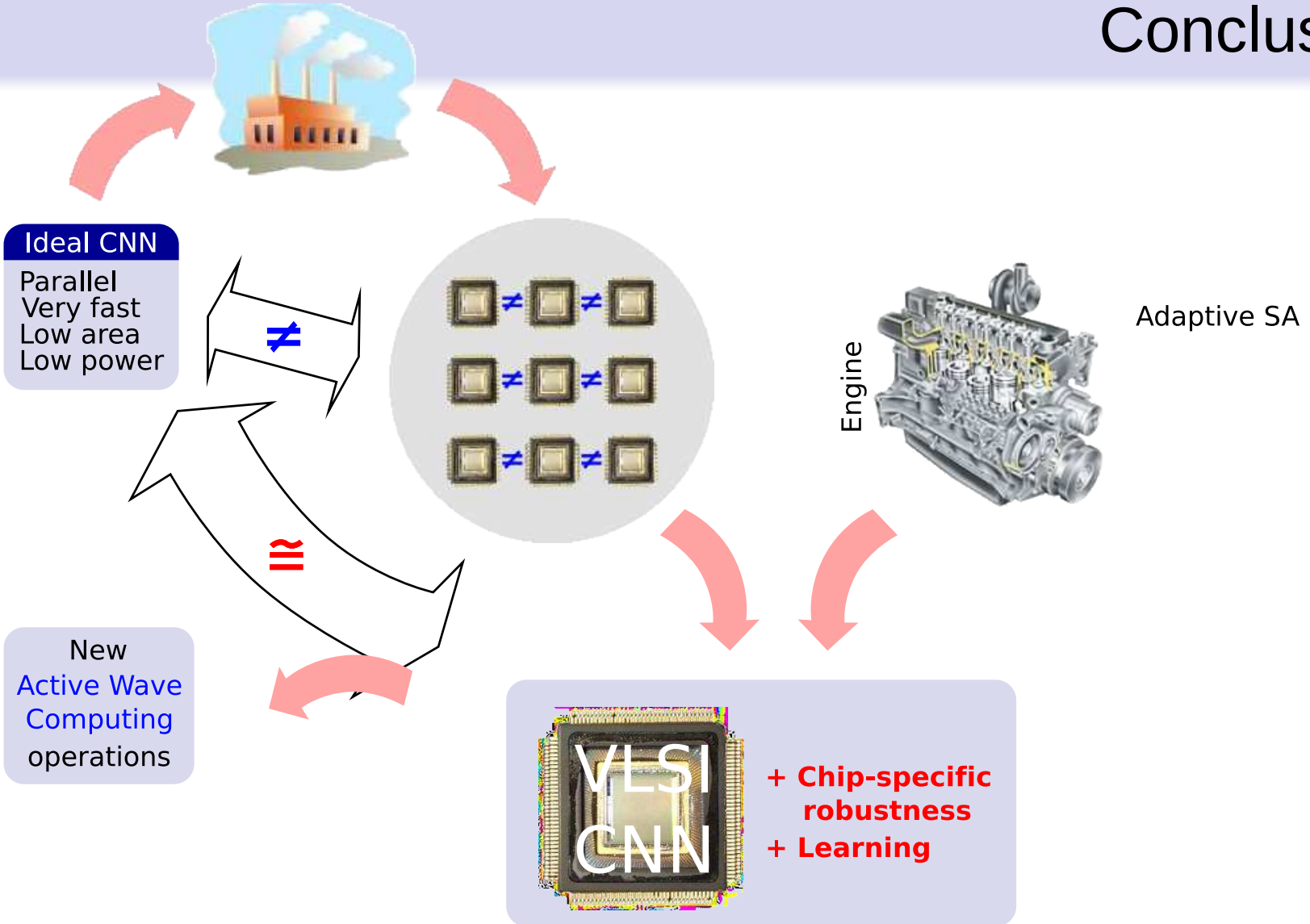

# Conclusions

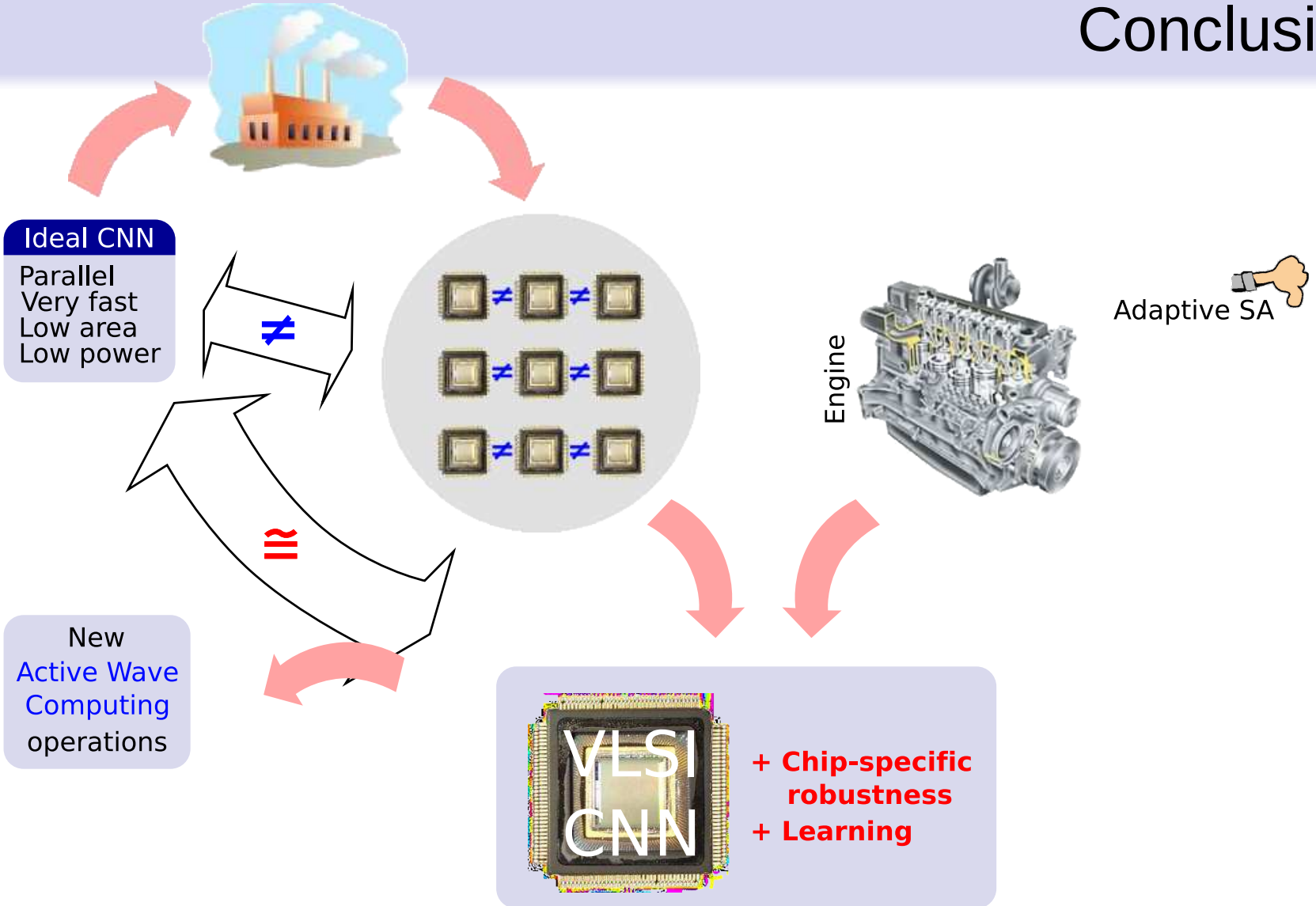

# Conclusions

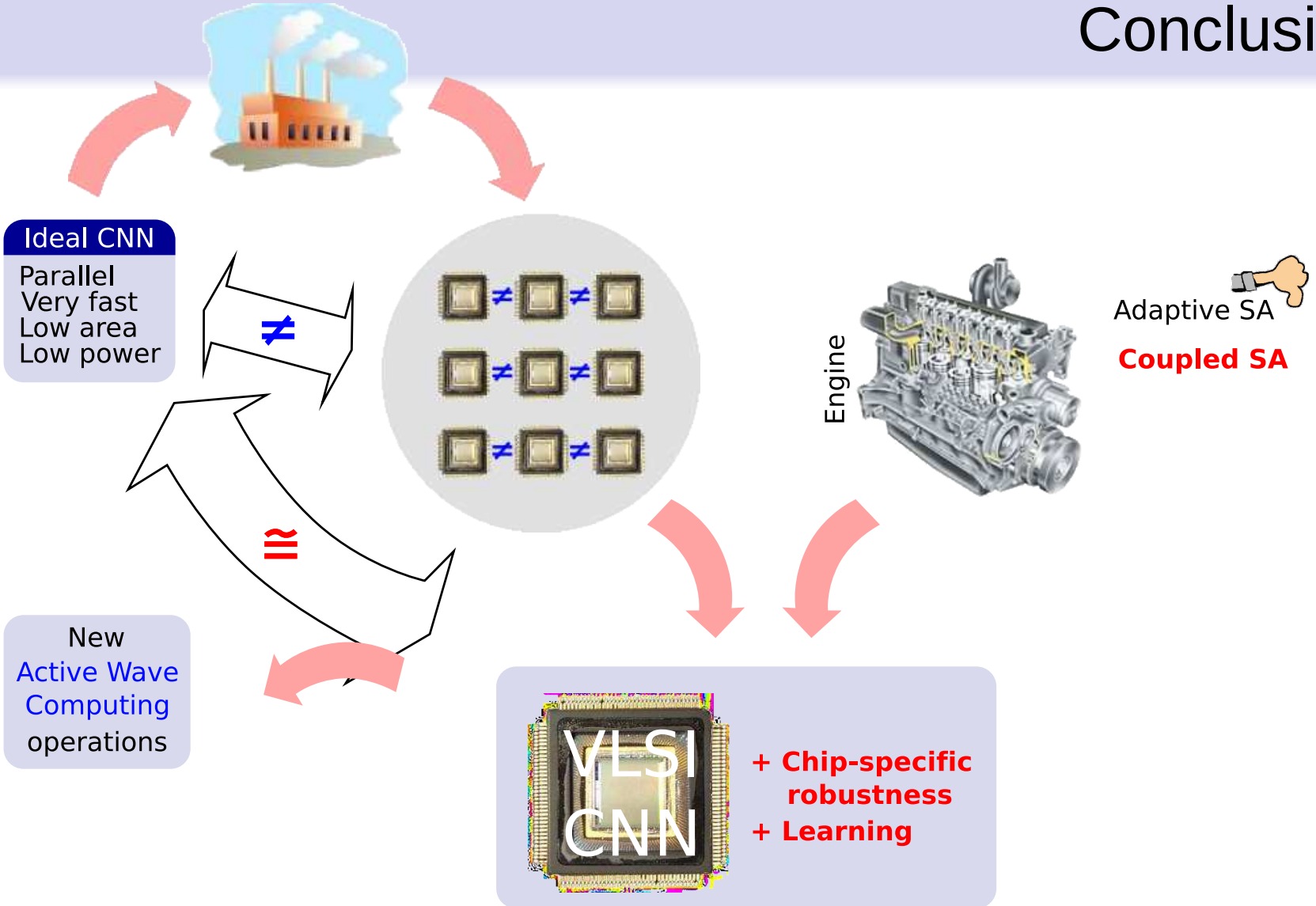

# Conclusions

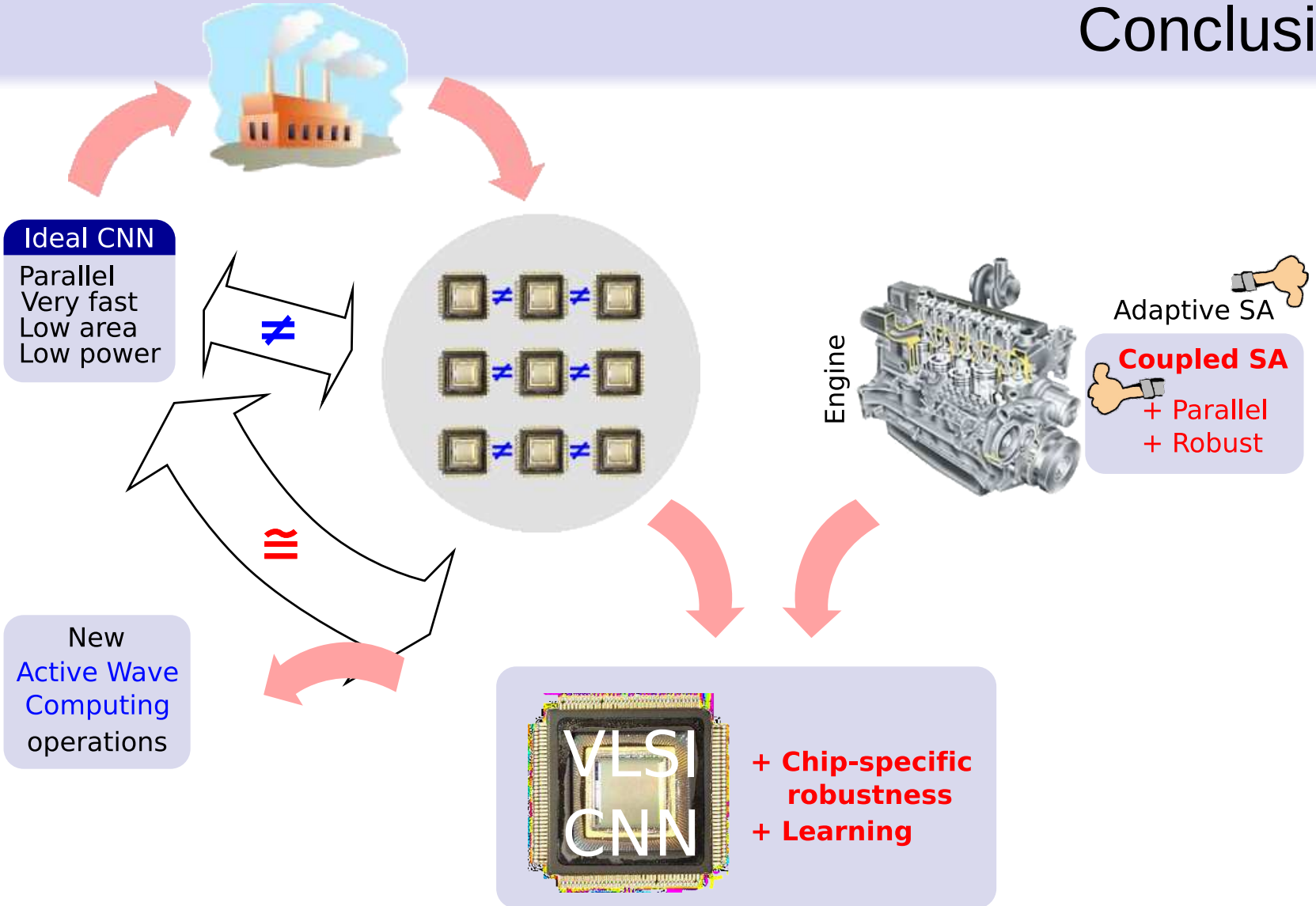

# Conclusions



**Ideal CNN**
Parallel
Very fast
Low area
Low power

$\neq$



$\cong$

New
Active Wave
Computing
operations



Engine

Adaptive SA

**Coupled SA**
+ Parallel
+ Robust

Other applications




**+ Chip-specific robustness**
**+ Learning**

# Conclusions

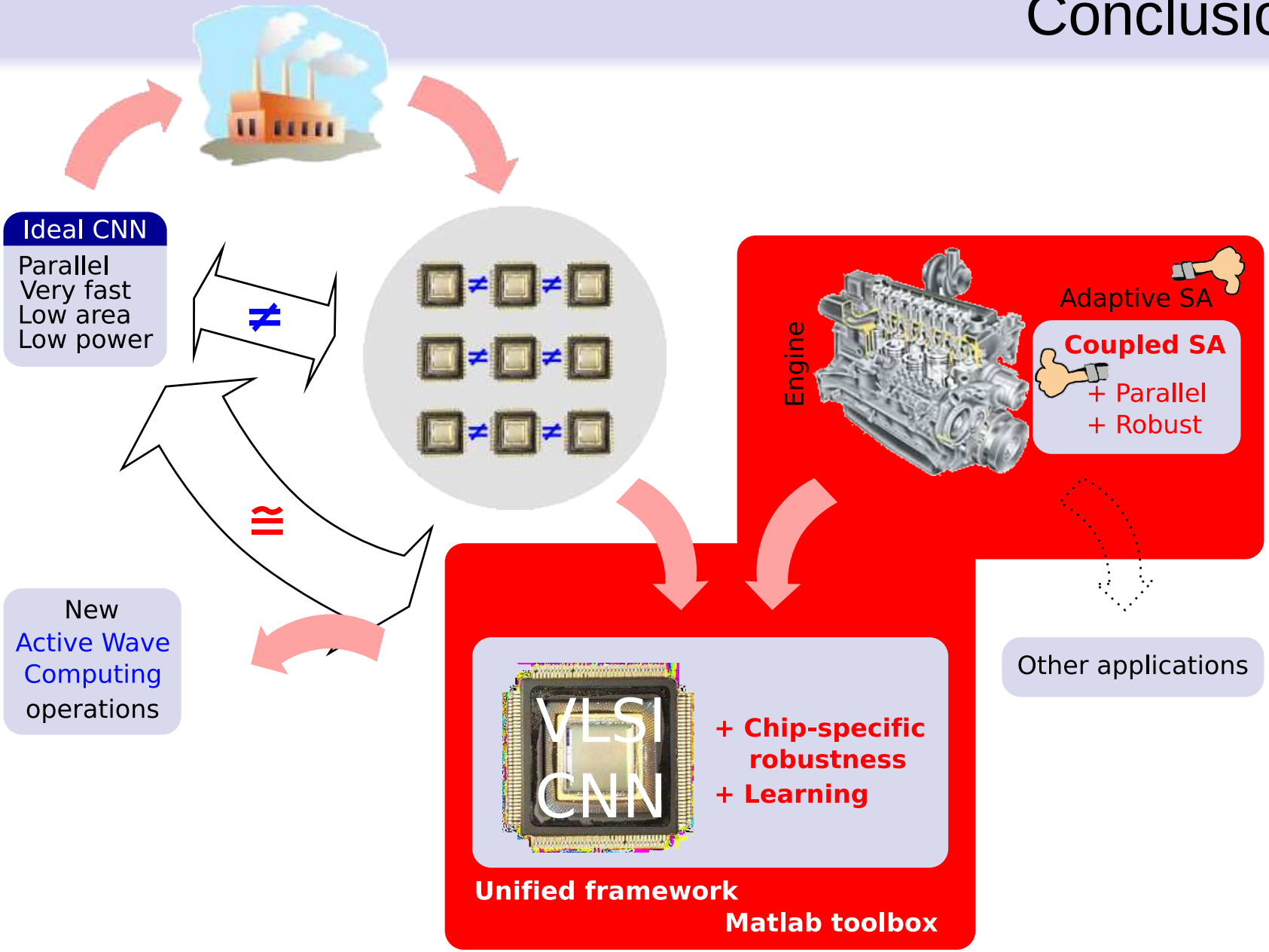

# Conclusions

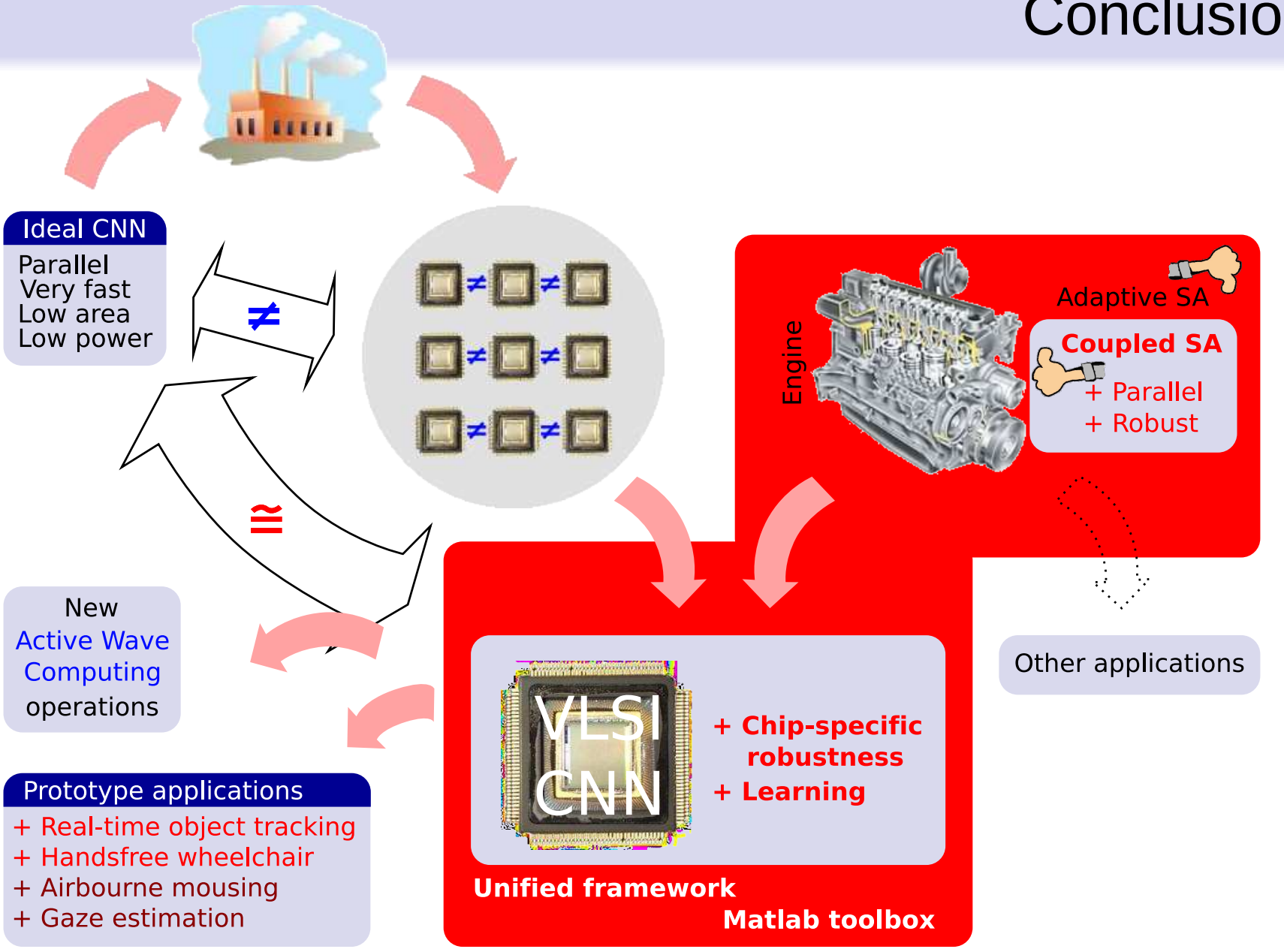

# Outline

1 Introduction

2 Robust CNN Tuning and Learning

3 Coupled Simulated Annealing

4 Applying CSA to CNN Optimisation

5 Conclusions and Challenges for Future Work
- Conclusions
- Challenges for Future Work

# *"To be continued..."*

- New template decomposition techniques
- Multi-layer emulation in single-layer CNN chips
- General tuning of hardware parameters
- On-chip tuning of CNN algorithms
- Self-tuning of CNN chips

# Acknowledgements


- Promoters
  Johan Suykens, Joos Vandewalle
- Advisory committee
  André Barbé, Marc Van Hulle, Jan Van Impe
- Co-authors
  Desiré Bollé, Dániel Hillier,
  Michiel Van Dyck, Müştak E. Yalçın
- Prof. Támas Roska
  *for the opportunity to visit his lab in Hungary and for the honor to have him in my Ph.D. jury*
- SISTA colleagues
  *for the quality work-time spent together*